



DF 480 763F

fully integrated
with flexible hinge

Euro tub, appliance height 32 3/16"

DF 481 763F

fully integrated
with flexible hinge

Tall tub, appliance height 34 1/8"

Included accessories

- 1 baking tray spray head
- 1 holder for Gastronorm inserts
- 1 holder for long-stemmed wine glasses

Installation accessories

DA 020 010

Stainless steel side trims for DF 480

DA 020 110

Stainless steel side trims for DF 481

GZ 010 011

Aqua stop extension (78" long)
for all dishwashers.

Optional accessories

DA 042 030

Silvercare cartridge for all dishwashers

DA 043 000

Additional holder for long-stemmed glasses.

Offers safe positioning for up to four long-stemmed wine glasses during the dishwashing process and ensures an optimal cleaning result.

For positioning in the lower basket.



400 series flexible hinge dishwasher DF 480/DF 481

- Flexible hinge model best used to accommodate low toe kicks or for wall-mounted installations
- Optimal protection for sensitive glassware by low temperature drying with zeolite and intelligent water softening
- 8 programs with aqua sensor and 5 options, such as Power and Intensive:
 - Clean and dry dishes in one hour.
 - Intensive cleaning in the lower basket while protecting glassware in the upper basket.
- Flexible rack system with smooth running rails on all levels and cushioned closing of the upper and lower racks
- TFT display for intuitive operation of all functions
- Back-light illumination for a perfectly bright interior
- Push-to-open function for a perfect integration into handleless cabinet fronts
- Very quiet: 42 dBA
- Visual and acoustic end of program indicator
- Aqua stop
- ENERGY STAR® certified

Operation

TFT display indicating remaining or end time, refill for salt and rinsing agent, inflow of water.

Touch key operation.

Information key with use indications.

Delayed start timer up to 24 hours.

Visual and acoustic end of program indicator.

Info-light projects a red light onto the floor during the wash cycle.

Technical Features

Perfectly illuminated interior.

Glass protection with zeolite.

Aqua sensor.

Load sensor.

Automatic detergent function.

Regeneration electronics.

Heat exchanger.

Flow-through water heater.

Triple filter system.

Soft lock.

Aqua stop.

Home network integration for digital services (Home Connect) wireless via WiFi.

The use of Home Connect functionality depends on the Home Connect services, which are not available in every country. For further information please check: home-connect.com.

Programs

8 programs:

Auto 150°F – 160°F.

Auto 127°F – 140°F.

Auto 113°F – 122°F.

Standard Eco 113°F – 136°F.

One Hour Wash 122°F (1 h.).

Quick Wash 113°F (30 min.).

Glass Care 122°F.

Pre-rinse.

5 cycle options:

Intensive.

Power.

Half Load.

Hygiene.

Zeo Dry (Extra Dry with Zeolite)

Features

Flexible rack system with smooth running rails on all levels and cushioned closing of the upper and lower racks.

3rd rack for cutlery.

Upper rack:

Over extension.

Rackmatic with 3 levels, adjustable in height up to 2".

6 folding tines.

4 folding racks.

2 glass support bars.

Lower rack:

8 folding tines.

2 folding racks.

Dividable glass support.

Cutlery basket.

Holder for long-stemmed glasses.

Maximum dish sizes for DF 480F

(upper/lower rack)

8"/10", 7"/11" or 6"/12" respectively.

Maximum dish sizes for DF 481F

(upper/lower rack)

9"/11", 8"/12" or 7"/13" respectively

12 place setting capacity.

Maximum glass loading capacity:

23 wine glasses.

Consumption data

Total annual energy consumption

269 kWh.

Water usage: 3.5 gallons.

Noise level: 42 dBA.

Planning notes

Height-adjustable feet.

Rear toe-kick protrusion 3 15/16" (see drawing).

Rear feet adjustable at front.

Door weight up to 24 lbs. for DF 480F and 24 lbs. for DF 481F.

Door panel dimension dependent on toe-kick height of kitchen cabinets.

Installation and usage also with cabinet handle possible. The push-to-open function remains active.

For installation into a tall unit,

ventilation openings are recommended (min. 31 square inches).

Water connection with 3/4" screw gland.

Connection to hot or cold water possible.

Connection to hot or cold water possible.

Please read further planning notes on pages 278–283.

Rating

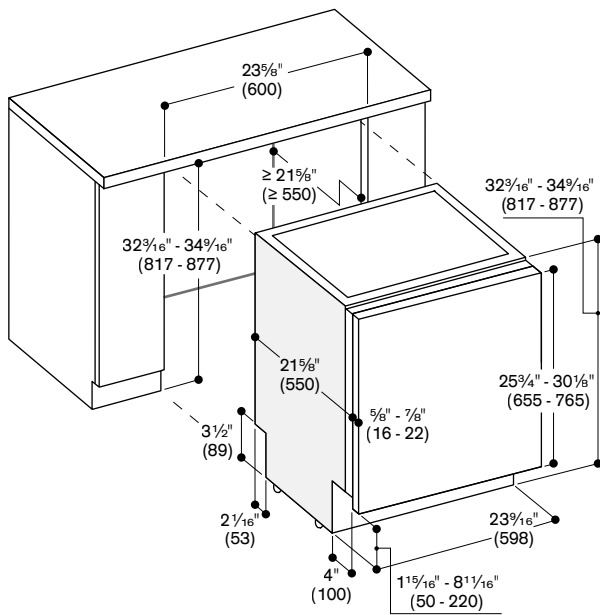
Total rating: 1.4 kW.

Total Amps: 12 A.

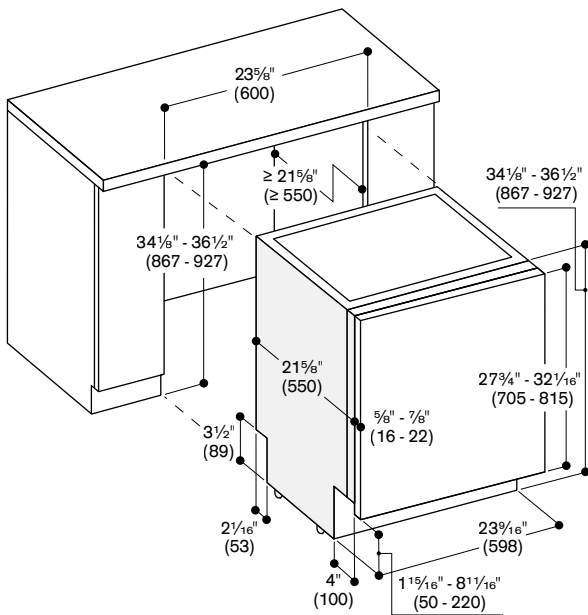
120 V / 60 Hz

Connecting cable 47 1/4" with three-prong plug.

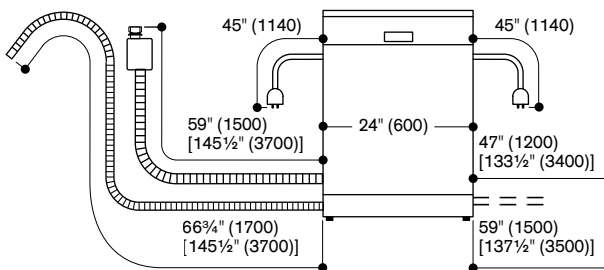
Euro Tub dishwasher DF 480F with flexible hinge



Tall Tub dishwasher DF 481F with flexible hinge



Connection dimensions for 24" wide dishwasher



[] values with extension kit

Numbers indicated
inside parenthesis () = mm