

The Range, Reconsidered

Create your aesthetic statement


GAGGENAU

Create your aesthetic statement

The modern kitchen represents the harmonious interplay of cooking, living and entertaining. Gaggenau appliances draw the eye with their shared sculptural forms that encourage multiple configurations without compromising a unified aesthetic.

Designed to be combined, the Vario 400 series cooktops offer a choice of gas, Teppan Yaki, electric grill and induction. The addition of discreet downdraft ventilation enables open-plan living, island cooking and unrestricted views. Inspired by professional kitchens, the ovens, combi-steam ovens and combi-microwave ovens, placed at an easily accessible height, perfectly complement one another functionally and visually.





The range alternative

Consider a range alternative made up of what you want: gas, induction, Teppan Yaki, electric grill; and below, oven, or combi-microwave oven, vacuuming or warming drawer that can be tailored to create 30, 36, 48, 60 inch, or endless combinations – all with a choice of powerful, stainless steel ventilation to provide exceptional air and cleansing. Now integrate your perfect configuration into your carefully chosen kitchen cabinetry.



Complete capability, total compatibility

The addition of a combi-microwave oven will make everyday cooking a daily joy, while the addition of a warming drawer will keep things ready when schedules go awry. Ventilate with visor hoods hidden within an overhead cabinet.

48" oven combination. Three 15" Vario 400 series cooktops paired with 400 series 24" oven, combi-microwave, and warming drawer. Ventilation: Two 200 series 24" visor hoods. Undercounter combi-microwave installation not approved in Canada.



48" oven combination. Three 15" Vario 400 series cooktops paired with two 24" 400 series ovens.



60" oven combination. One 36" Vario 400 series gas cooktop combined with one 15" Vario 400 cooktop. Below are two 30" 400 series ovens.

Unify your vision

Each Gaggenau series of appliances offers a variety of alternatives for any space, be it a wide-open social setting in marble or an enclosure in wood dedicated to cuisine creation.

The combination of oven and cooktop can change the nature of your kitchen significantly. Compare the gas cooktop with solid brass burners and prominent solid stainless steel illuminated controls on the front surface combined with a 36 inch EB 333 oven, versus the sleek, full-surface induction and expansive 30 inch oven.



30" oven combination. One 30" 400 series full-surface induction cooktop combined with a 30" 400 series oven.



36" oven combination. One 36" Vario 400 series gas cooktop paired with a 36" EB oven.

30" oven combination. One 36" 200 series gas cooktop combined with a 30" 400 series oven. Ventilation: 36" 200 series visor hood.



The range, reconsidered

Configure the range alternative you desire. Double 36 inch EB 333 ovens and 400 series Vario cooktops, integrated with downdraft ventilation, why not? The downdraft replaces the potentially overbearing hood and efficiently clears the air with minimal visual distraction.

A bold statement that promises culinary brilliance and ventilation, without the hood.



48" oven combination. A 30" Vario 400 series full-surface induction cooktop paired with a 15" Vario 400 series cooktop. 24" oven, combi-microwave, and warming drawer. Ventilation: 47" 400 series retractable downdraft. Undercounter combi-microwave installation not approved in Canada.

Island life

Island cooking in an open-plan space presents an alternative to the traditional range and hood placement against a wall. Entertain family and friends with a clear view of the sunset, all possible with Gaggenau integrated downdraft ventilation and retractable downdraft ventilation.

Remove vapor, heat and unwanted aromas at the source, without the need for a hood that obscures your vision or drowns out your conversation. The intelligent design of the ducting and blowers allows you to place ovens in the same cabinet as the downdraft ventilation, in essence creating a bespoke range alternative.



36" oven combination. Two 15" Vario 400 series cooktops paired with a 6" Vario 400 downdraft. 36" EB oven below.



36" oven combination. 36" 400 series full-surface induction cooktop paired with a 36" 400 series retractable downdraft. 36" EB oven below.

Individually accomplished, exceptional together

Design your ideal culinary scenario by seamlessly joining together our modular cooktops and ventilation options. The potential scale of the Vario 400 series cooktops is their most striking feature. The ability to combine all variety and widths of the Vario 400 cooktops offers limitless possibilities. The inspired chef will know no bounds.

400 series countertop options



15" Vario gas cooktop
VG 425



15" Vario gas wok
VG 415



15" Vario electric grill
VR 414



15" Vario Teppan Yaki
VP 414



15" Vario Flex induction
VI 422



15" Vario wok induction
VI 414



36" Vario gas cooktop
VG 491



36" Vario Flex induction
cooktop
VI 492



30" Vario full-surface
induction cooktop
CX 482



36" Vario full-surface
induction cooktop
CX 492



6" Vario downdraft ventilation
VL 414



36" retractable ventilation
AL 400 791



47" retractable ventilation
AL 400 722

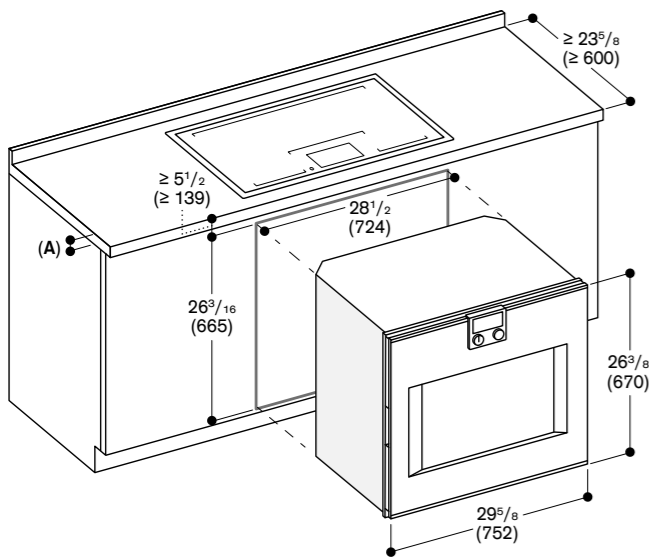
Measurements 1/2

Designed to be together, these are merely a few of the many combinations and configurations you are able to create.

Please explore all your options with your authorized Gaggenau dealer.

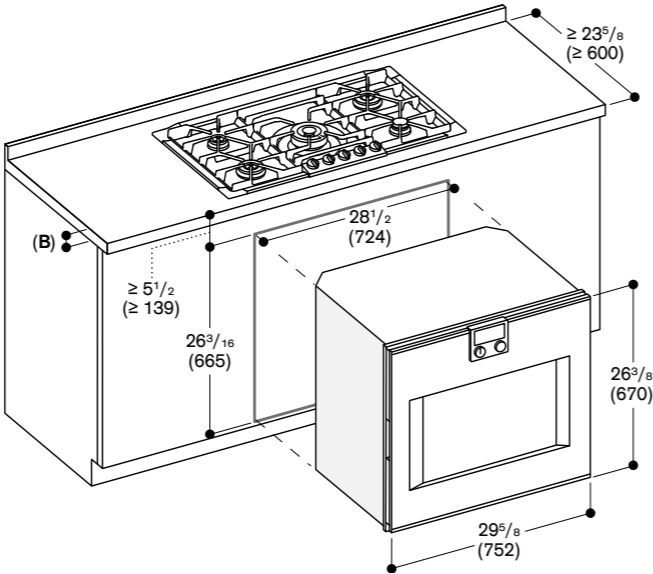
30" oven combinations

Combination BO 480
with CX 482



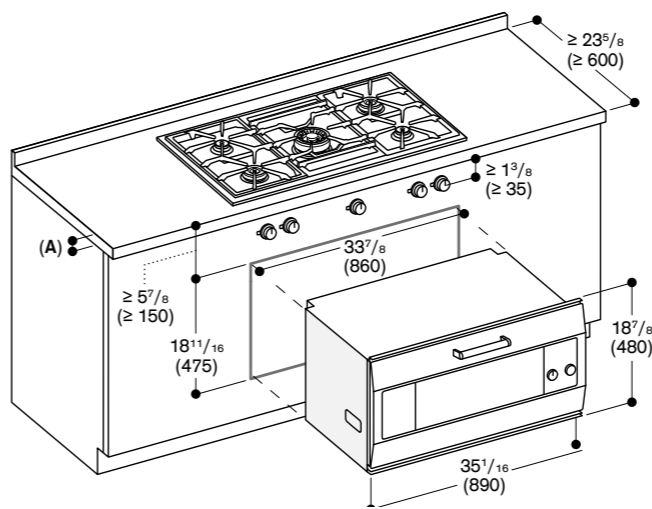
30" oven combinations

Combination BO 480
with VG 295



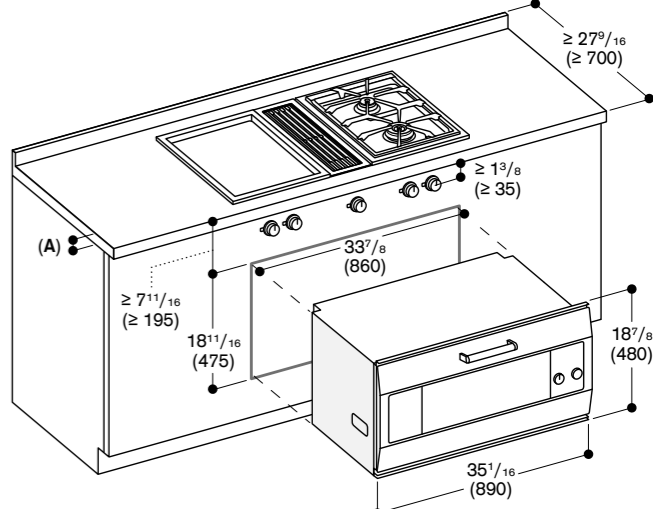
36" oven combinations

Combination EB 333
with VG 491

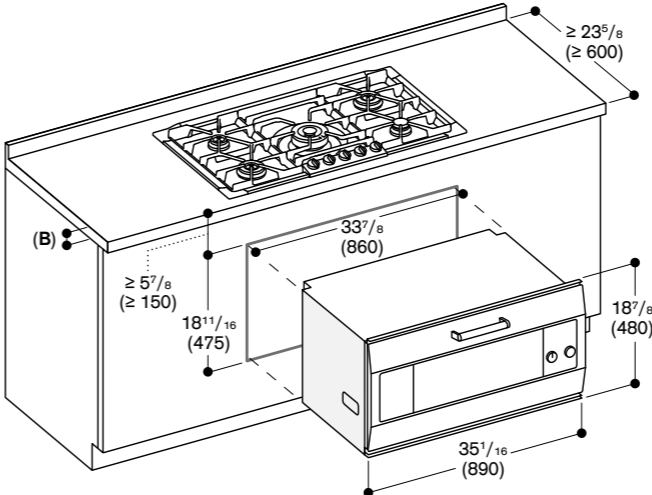


36" oven combinations

Combination EB 333
VP 414 / VL 414 / VG 425



Combination EB 333
with VG 295



A: Min. countertop thickness $\frac{3}{4}$ " (20 mm) for surface mounted installation, $1\frac{3}{16}$ " (30 mm) for flush installation.
B: Min. countertop thickness $\frac{3}{4}$ " (20 mm) for surface mounted installation.
All measurements in inches (mm).



For more information, visit <https://resources.gaggenau.com>.
For countertop cutout, reference specification and Vario Cutout Calculator.
For ventilation blowers and accessories, reference compatibility chart and planning notes.

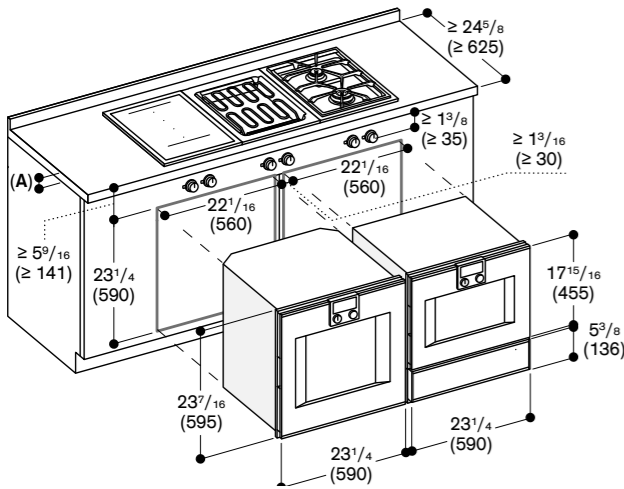
Measurements 2/2

Designed to be together, these are merely a few of the many combinations and configurations you are able to create.

Please explore all your options with your authorized Gaggenau dealer.

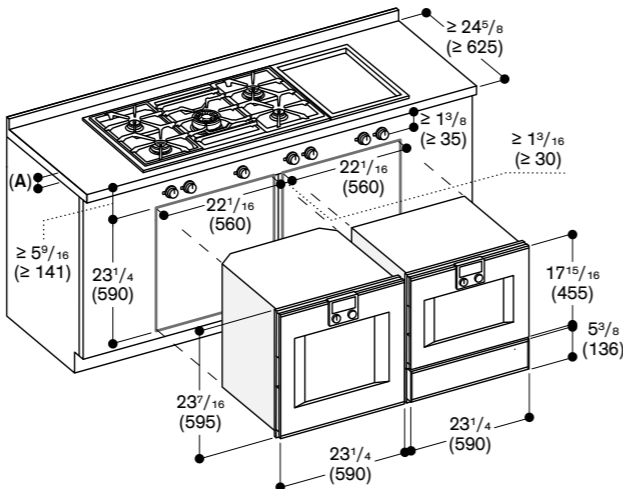
48" oven combinations

Combination BO 450/451 / BM 450/451 / WS 461
with VI 422 / VR 414 / VG 425



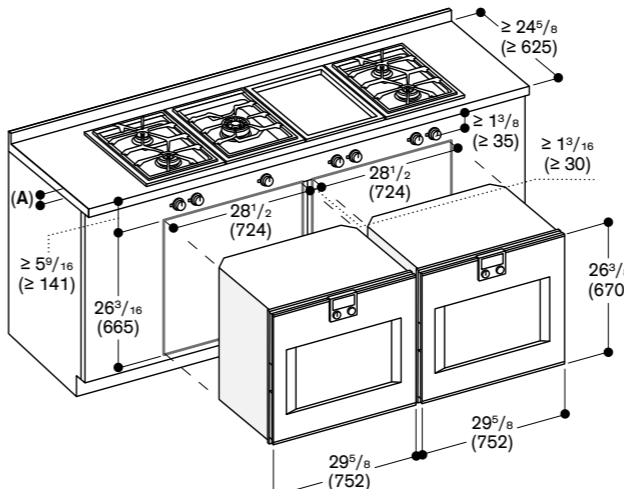
48" oven combinations

Combination BO 450/451 / BM 450/451 / WS 461
with VG 491 / VP 414



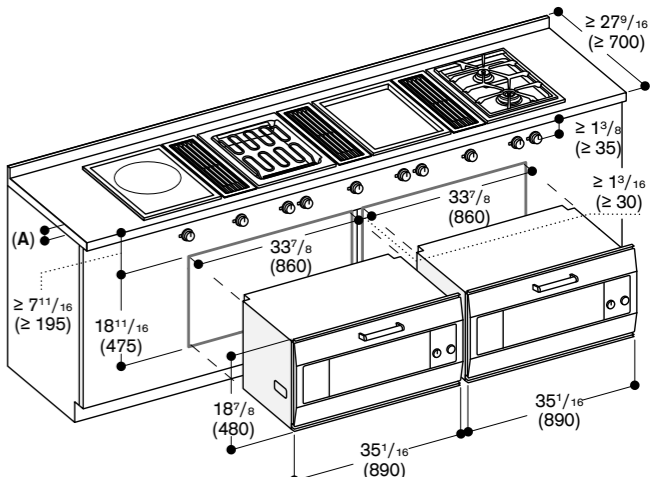
60" oven combinations

Combination 2 x BO 480/481
with VG 415 / 2 x VG 425 / VP 414

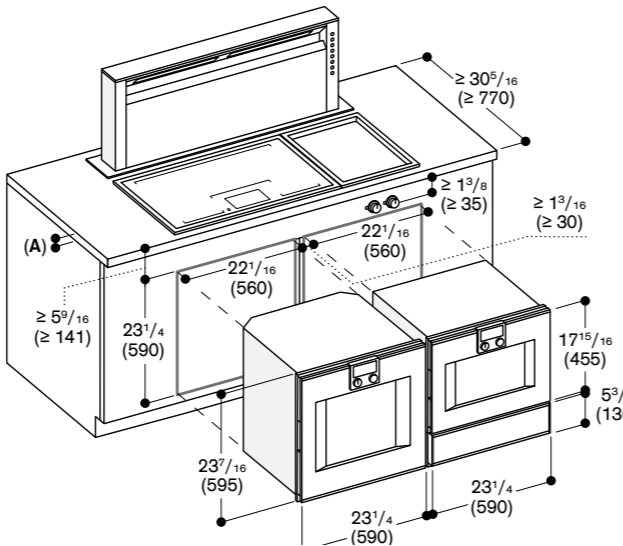


72" oven combinations

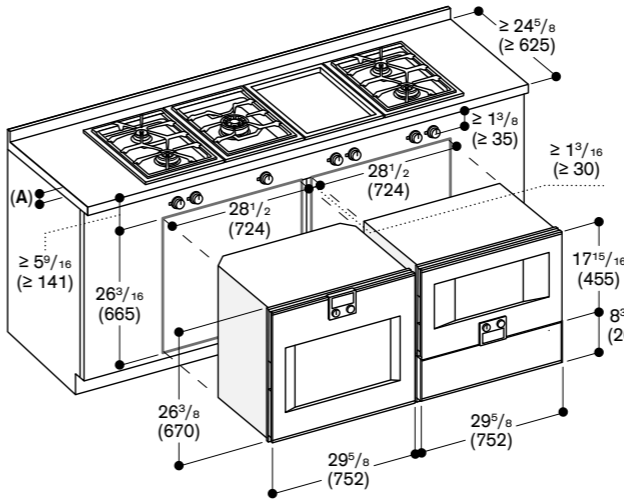
Combination 2 x EB 333
with 3 x VL 414 / VI 414 / VR 414 / VP 414 / VG 425



Combination BO 451 / BM 451 / WS 461
with CX 482 / VP 414 / AL 400



Combination BO 480/451 / BM 484/451 / WS 482
with VG 415 / 2 x VG 425 / VP 414



A: Min. countertop thickness $\frac{3}{4}$ " (20 mm) for surface mounted installation, $1\frac{3}{16}$ " (30 mm) for flush installation.
All measurements in inches (mm).



For more information, visit <https://resources.gaggenau.com>.
For countertop cutout, reference specification and Vario Cutout Calculator.
For ventilation blowers and accessories, reference compatibility chart and planning notes.

The difference is Gaggenau.