



#### VG 264 214CA

Stainless steel control panel  
Natural gas  
Width 24" (60 cm)

#### Installation accessories

##### SH 260 000

Hinge holder for mounting of appliance cover VD 201 (order separately, order two).

##### VV 200 014

Connecting strip for combination with other Vario cooktops

#### Optional accessories

##### VD 201 014

Brushed stainless steel appliance cover (order two covers)

Cast-iron pan supports have to be removed before cover can be closed.

#### Vario 200 series gas cooktop

##### VG 264

- Can be combined with cooktops of the Vario 200 series
- Electric ignition of all burners. Simply press the knob, turn it and hold it there until a stable flame burns
- Integrated control panel for comfortable and secure operation

#### Cooking zones

4 gas burners and pans suitable for pots up to max.  $\varnothing$  8  $\frac{1}{16}$ ":  
2 high-output burners (560–2,800 W) 1,900 – 9,500 BTU.  
2 standard burners (380–1,900 W) 1,300 – 6,500 BTU.

#### Features

Brushed stainless steel cooktop.  
Automatic quick ignition.  
Cast-iron pan support, also suitable for small pans.  
Enameled burner cover.  
All-gas valve with fine control.  
Equipped for natural gas. For conversion to LP gas, 2x LP kits (part# 419839) must be ordered.

#### Safety

Safety thermocouple ignition.

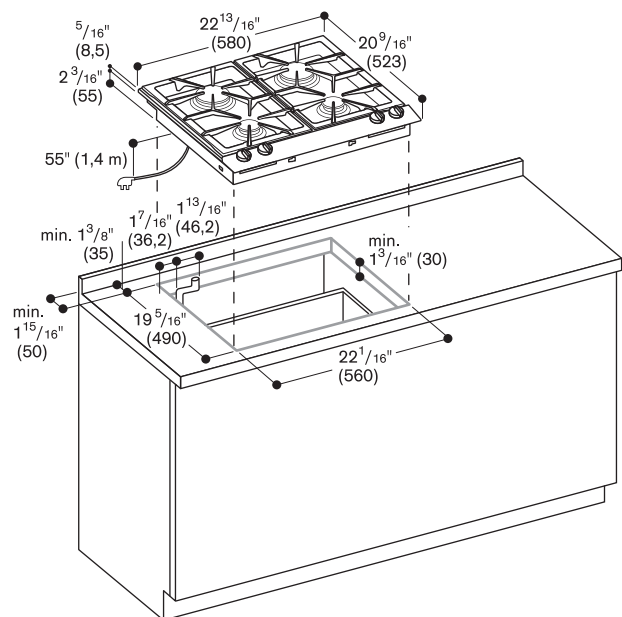
#### Planning notes

A minimum clearance of 4" from adjacent heat-sensitive cabinet or contact surfaces must be observed or thermal insulation must be installed. Appliance clicks into place when inserted in the work top from above.

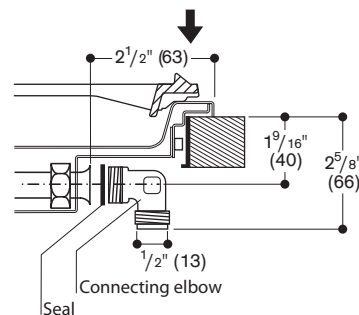
Please read additional planning notes on page 104.

#### Rating

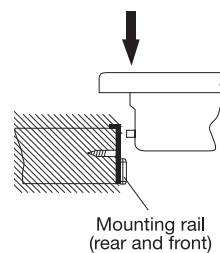
Total rating: 32,000 BTU.  
Total Amps: 1 A.  
120 V / 60 Hz  
Connecting cable 55" with plug.



#### Gas connection



Note: When planning installation over an oven, plan gas connections and shut-off in adjacent cabinet.



Numbers indicated inside parenthesis ( ) = mm