



VL 041 715

Stainless steel control panel
Control unit
Width 3 3/8" (8.5 cm)
Air extraction/recirculation with
200 series AR 400/401 blowers and
AR413 recirculation blower.

VL 040 715

Stainless steel control panel
Expansion element
Width 3 3/8" (8.5 cm)
Air extraction/recirculation with
200 series AR 400/401 blowers and
AR413 recirculation blower.

Required installation accessories

AD 724 042

Transition to 6" round duct.
Required to connect duct to bottom of
VL downdraft or when connecting duct
to right/left side of VL downdraft. (see
adjacent drawing).

AD 724 041

Rectangular adapter piece.
Must order AD724042 transition to 6"
round to vent downwards / left or right
and AD724041 when venting to left
or right side of VL414 downdraft. No
duct connection pieces are included.

Installation accessories

VV 200 014

Connecting strip for combination with
other Vario cooktops with integrated
control panel.

LS 041 001

Air deflector for combination of
VL 040/041 with gas cooktops to
prevent a flame which has been set to
a low level from being extinguished.

AS 070 001

Connection for extension in the case
of installation next to VK steamer or VF
deep fryer. (see adjacent drawing).

Vario 200 series downdraft ventilation VL 040/VL 041

- Ventilation unit integrated in the countertop. The least conspicuous ventilation method around
- Effective extraction at countertop level
- Minimal planning and easy installation for air recirculation
- Downdraft ventilation system control unit for combination with Vario 200 series cooktops

Features

Output control knob operation.
4 output levels.
Power control by 2-stage switch.
Ventilation grill can be removed.
Stainless steel grease filter with
grease drip tray, dishwasher-safe.
No transition included
(order separately).

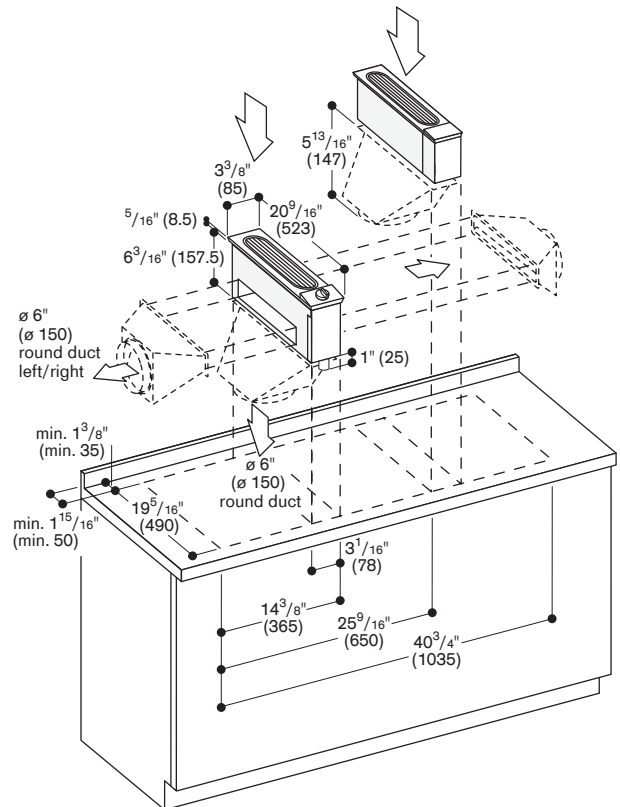
Planning notes

Air extraction in combination with 200
series AR400740 inline/AR401740
remote blower or recirculation mode
with AR413720 recirculation blower.
Combination of only 1x VL 041 and 1x
VL 040 possible.
Maximum cooktop width of 24"
between two VL.
Installation of LS041001 air deflector
is required if ventilation is installed
next to a gas appliance to prevent a
fire hazard caused by saturated grease
filter.
If LS041001 air deflector is installed
WP400000 wok pan can not be used.

Please read additional planning notes
on page 104.

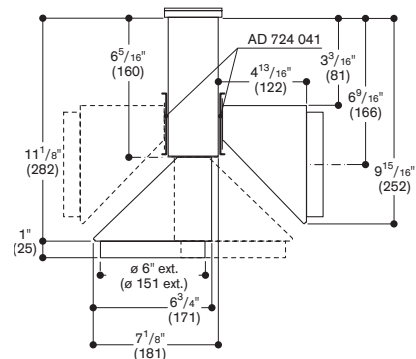
Rating

120 V / 60 Hz
Connection cable: 39 9/16".

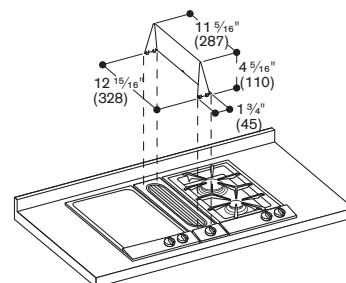


Round duct pipe connection piece to bottom ø 6" (150) with AD724042
Round duct pipe connection piece to left/right ø 6" (150) with AD724042 + AD724041

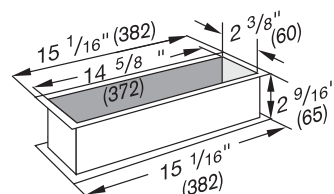
Transition to 6" round duct to bottom/left/right with AD 724 042/041



LS 041 001 air deflector



AS 070 001 connection for extension



Numbers indicated
inside parenthesis () = mm