



BO451111
Oven 400 series
Stainless steel-backed full glass door
Width 60 cm
Controls at the top

Handleless door / automatic door opening
 Pyrolytic system
 13 heating methods, with core temperature probe and baking stone function
 TFT touch display
 Panel-free appliance with surface control module
 Electronic temperature control from 30 °C to 300 °C
 Net volume 76 litres

Heating methods

Hot air.
 Eco hot air.
 Top + bottom heat.
 Top heat.
 Bottom heat.
 Hot air + bottom heat.
 Full surface grill + circulated air.
 Full surface grill.
 Compact grill.
 Baking stone function.
 Roaster function.
 Dough proofing.
 Defrosting.

Handling

Automatic door opening.
 Rotary knob and TFT touch display operation.
 Clear text display.
 Option to save individual recipes (incl. core temperature probe).
 Information key with use indicators.
 Side-opening door opens up to 180° angle.

Features

Core temperature probe with automatic shut-off.
 Baking stone socket.
 Actual temperature display.
 Rapid heating.
 Timer functions: cooking time, cooking time end, timer, stopwatch, long-term timer.
 60 W halogen light on the top.
 10 W halogen light on the side.
 Enamelled side shelf supports with 4 tray levels, pyrolysis-safe.

Safety

Thermally insulated door with quadruple glazing.
 Child lock.
 Safety shut-off.
 Cooled housing with temperature protection.

Cleaning

Pyrolytic system.
 Gaggenau enamel.
 Heated catalyser to clean the oven air.

Planning notes

Door hinge not reversible.
 The door panel surface of the appliance extends 47 mm from the furniture cavity.
 If the handle (optional accessory) is retrofitted, the outer edge of the door handle extends 94 mm from the furniture cavity.
 Consider the overhang, incl. the door handle where applicable, when planning to open drawers next to the appliance.
 When planning a corner solution, pay attention to the 90° door opening angle.

Characteristics

Color / Material Front
 Stainless steel

Built-in / Free-standing
 Built-in

Integrated Cleaning system

Required niche size for installation (HxWxD)
 590-590 x 560-560 x 550

Dimensions
 595 x 590 x 547

Dimensions of the packed product (HxWxD) (mm)
 780 x 760 x 680

Control Panel Material

Door Material
 Stainless steel behind glass

Net weight (kg)
 55.952

Usable volume of cavity (l)
 76

Cooking method
 Baking stone function, Bottom heat, Conventional heat, Defrost, Dough proving setting, Full width grill, Half width grill, Hot Air, Hot Air-Eco, Hot air grilling, Roaster function, Top heat

First cavity material

Number of interior lights
 2

Approval certificates
 Australia Standards, CCC, CE, China, China ROHS 20, Eurasian, G-Mark, Ukraine, VDE

Length electrical supply cord (cm)

Interior Lights - cavity 1
 2

Pull-out system
 Accessory

Clock function
 Alarm, Off, On, timer

Included accessories
 1 x enamel baking tray, suit. pyrolytic clean, 1 x glass pan, 1 x grill shelf, 1 x pluggable meat probe

Bake Element Wattages cavity 1 (W)

Broil Element Wattages cavity 1 (W)
 3000

Convection Element Wattages cavity 1 (W)
 2100

Microwave wattage cavity 1 (W)

Drawer wattage (W)

Energy efficiency rating
 A

Energy consumption per cycle conventional (2010/30/EC)
 1.25

Energy consumption gas oven per cycle conventional (2010/30/EC)

Energy consumption per cycle forced air convection (2010/30/EC)
 0.83

Energy consumption gas oven per cycle forced air convection (2010/30/EC)

Energy efficiency index (2010/30/EC)
 95.4

Connection Rating (W)
 3700

Current (A)
 16

Voltage (V)
 220-240

Frequency (Hz)
 50

Plug type
 fixed connection, no plug

Connecting cable type

Universal Product Code
 825225914266

Color / Material Front
 Stainless steel

Alternative colors available

Energy input
 Electric

Approval certificates
 Australia Standards, CCC, CE, China, China ROHS 20, Eurasian, G-Mark, Ukraine, VDE

Length of electrical supply cord (in)
 Required cutout/niche size for installation (in)
 x x

To achieve the 550 mm installation depth, the connection cable needs to follow the slanted edge on the lower right hand corner of the housing. The mains socket needs to be planned outside of the built-in niche.

Connection

Energy efficiency class A at a range of energy efficiency classes from A+++ to D.
 Total connected load 3.7 KW.
 Plan a connection cable.

Color Variants

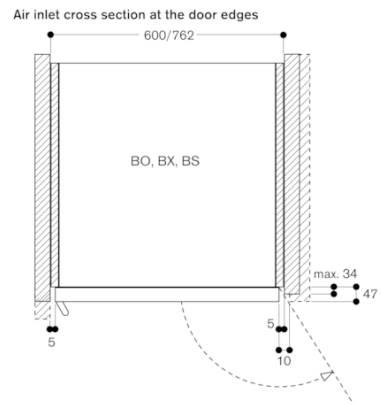
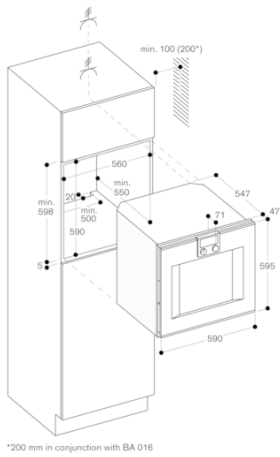
BO451111
Stainless steel-backed full glass door
Width 60 cm

Included accessories

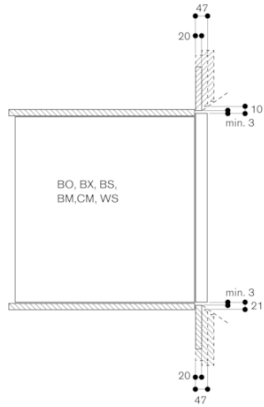
1 x enamel baking tray.
 suit. pyrolytic clean.
 1 x glass pan.
 1 x grill shelf.
 1 x pluggable meat probe.

BO451111
 Oven 400 series
 Stainless steel-backed full glass door
 Width 60 cm
 Controls at the top

2021-02-11
 Page 2



Cross section of the top/bottom door edge gaps



When installed next to each other

