



**BS470101**  
**Combi-steam oven 400 series**  
**Full glass door in Gaggenau Anthracite**  
**Width 60 cm**  
**Controls at the top**

Handleless door / automatic door opening  
 Fixed inlet and outlet water connection  
 Cleaning system, fully automatic  
 Hot air 30 °C to 230 °C can be combined with chosen humidity level of 0%, 30%, 60%, 80% or 100%  
 Sous-vide cooking with accurate temperature regulation  
 Full surface grill behind glass ceramic, combinable with circulated air up to 230 °C and steam  
 TFT touch display  
 Panel-free appliance with surface control module  
 Steaming without pressure  
 Electronic temperature control from 30 °C to 230 °C  
 Core temperature probe, removable  
 Net volume 44 litres

#### Heating methods

Hot air + 100 % humidity.  
 Hot air + 80 % humidity.  
 Hot air + 60 % humidity.  
 Hot air + 30 % humidity.  
 Hot air + 0 % humidity.  
 Low temperature cooking.  
 Sous-vide cooking.  
 Full surface grill level 1 + humidity.  
 Full surface grill level 2 + humidity.  
 Full surface grill + circulated air.  
 Full surface grill.  
 Defrosting.  
 Regenerating.

#### Handling

Automatic door opening.  
 Rotary knob and TFT touch display operation.  
 Clear text display.  
 Option to save individual recipes (incl. core temperature probe).  
 Information key with use indicators.  
 Side-opening door opens up to 180° angle.

#### Features

Full surface grill 2000 W behind glass ceramic.  
 Steam removal.  
 Misting.  
 Core temperature probe with automatic shut-off.  
 Actual temperature display.  
 Timer functions: cooking time, cooking time end, timer, stopwatch, long-term timer.  
 Electronic boiling point detection.  
 Capacity display for filter cartridge (if connected to GF 111 100 descaling system).  
 48 W halogen light on the side.  
 Hygienic stainless steel cooking interior.  
 4 tray levels.

#### Safety

Child lock.  
 Safety shut-off.  
 Cooled housing with temperature protection.

#### Cleaning

Cleaning programme, fully automatic.  
 Descaling programme, fully automatic.  
 Drying programme.  
 Strainer filter, removable.  
 Demo cleaning programme.

#### Planning notes

Door hinge not reversible.

#### Characteristics

**Color / Material Front**  
 Anthracite

**Built-in / Free-standing**  
 Built-in

**Door opening**  
 Lateral

**Required niche size for installation (HxWxD)**  
 450-450 x 560-560 x 550

**Dimensions**  
 455 x 590 x 535

**Dimensions of the packed product (HxWxD) (mm)**  
 575 x 660 x 690

**Control Panel Material**  
 Glass

**Door Material**  
 Glass

**Net weight (kg)**  
 45.471

**Approval certificates**  
 Australia Standards, CE, Eurasian, G-Mark, Ukraine, VDE

**Length electrical supply cord (cm)**

**Cooking method**  
 , Defrost, Full width grill, grill + steam, Hot Air, Hot air + steam 100%, Hot air + steam 30%, Hot air + steam 60%, Hot air + steam 80%, Hot air grilling, Regeneration

**Time-setting Options**

**Electrical connection rating (W)**  
 12

**Current (A)**  
 12

**Voltage (V)**  
 220-240

**Frequency (Hz)**  
 50

**Plug type**  
 no plug

**Connecting cable type**

**Approval certificates**  
 Australia Standards, CE, Eurasian, G-Mark, Ukraine, VDE

**Universal Product Code**

**Color / Material Front**  
 Anthracite

**Alternative colors available**  
 BS470111

**Energy input**  
 Electric

**Current (A)**  
 12

**Voltage (V)**  
 220-240

**Frequency (Hz)**  
 50

**Approval certificates**  
 Australia Standards, CE, Eurasian, G-Mark, Ukraine, VDE

**Length of electrical supply cord (in)**

**Plug type**  
 no plug

**Appliance Dimensions (h x w x d) (in)**

**Required cutout/niche size for installation (in)**

**Dimensions of the packed product (in)**

**Net weight (lbs)**  
 100.000

**Gross weight (lbs)**  
 106.000

#### Consumption and connection features

2021-02-25  
 Page 1

No other electrical appliances should be installed above the BS.

At no point may the outlet hose be positioned higher than the bottom edge of the appliance. The outlet hose must also be at least 100 mm lower than the appliance outlet (see drawing "drainage connection").

Inlet hose can be extended once. The outlet hose must not be longer than a maximum of 5 m.

The water connection (1) for the inlet hose must always be accessible and not located directly behind the appliance.

The connection of the outlet hose to the siphon (2) must not be directly behind the appliance and should be accessible.

The descaling system GF 111 100 (3) must be installed when connecting the appliance if the water hardness exceeds 7° dH.

The door panel surface of the appliance extends 47 mm from the furniture cavity.

If the handle (optional accessory) is retrofitted, the outer edge of the door handle extends 94 mm from the furniture cavity.

Consider the overhang, incl. the door handle where applicable, when planning to open drawers next to the appliance.

When planning a corner solution, pay attention to the 90° door opening angle.

To achieve the 550 mm installation depth, the water hoses and connection cable needs to follow the slanted edge on the corner of the housing.

The mains socket needs to be planned outside of the built-in niche.

#### Connection

Energy efficiency class A at a range of energy efficiency classes from A+++ to D.

Total connected load 2.9 KW.

Only cold water connection.

Inlet hose 3.0 m with 3/4 " (26,4 mm) connection, extendable.

Outlet hose (ø 25 mm) 3.0 m (HT-Hose). Plan a connection cable.

#### Color Variants

**BS470101**  
**Full glass door in Gaggenau Anthracite**  
**Width 60 cm**  
**BS470111**  
**Stainless steel-backed full glass door**  
**Width 60 cm**

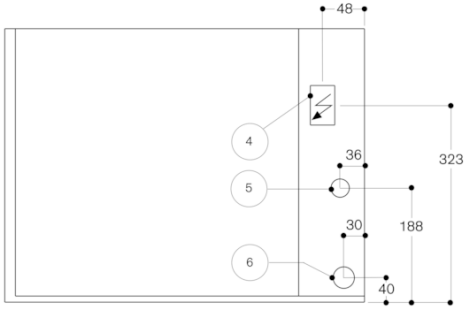
#### Included accessories

1 x outlet hose 3m.  
 1 x STS tray-GN2/3-punched-40 mm deep.  
 1 x STS tray-GN2/3-unpunched-40 mm deep.  
 1 x grid.  
 1 x pluggable meat probe.  
 1 x water inlet hose 3m.  
 4 x cleaning cartridge.

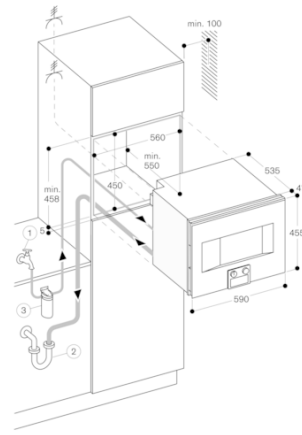
#### Product Variants

**BS471101**  
**Combi-steam oven 400 series**  
**Full glass door in Gaggenau Anthracite**  
**Width 60 cm**  
**Controls at the top**  
**BS474101**  
**Combi-steam oven 400 series**  
**Full glass door in Gaggenau Anthracite**  
**Width 60 cm**  
**Controls at the bottom**  
**BS475101**  
**Combi-steam oven 400 series**  
**Full glass door in Gaggenau Anthracite**  
**Width 60 cm**  
**Controls at the bottom**

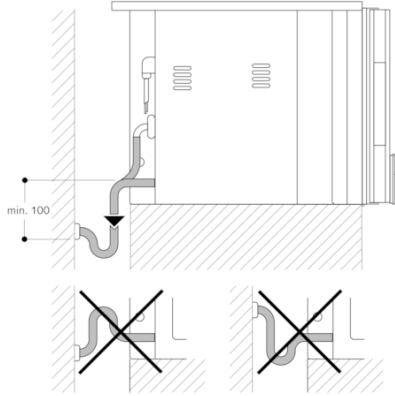
View from the back



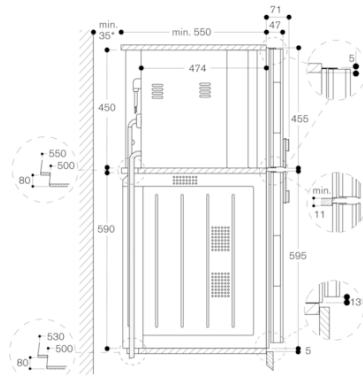
- (4) electric terminal box
- (5) cold-water connection
- (6) water outlet



Drainage connection



Side view of BS 474/475 above BO



\* Only required if the water hoses for the BS steam oven cannot be accommodated in the corner recesses of the appliances.