



RB492303

RA430100:

Storage container with lid, anthracite

RA450012:

Water filter Vario 400

RA464913:

Vent grille 91.4cm/36", filter, RB 492

RA421910:

SS door 91,4cm/36" for RB492

RA423340:

Side trims, 2 pieces, for RB

RA425110:

Vario SS handle 1131 mm

RA425910:

Vario SS handle 810 mm

RA428910:

SS doors w/o handle 91,4cm/36" for RB492

RA460000:

Installation kit SxS

RA460013:

Heating side kit 230V

RA460030:

Frontpanel connection for RB

Vario built-in fridge-freezer with freezer at bottom 400 series

212.5 x 90.8 cm, soft close flat hinge

RB492303

Stainless steel interior with solid anthracite aluminium elements

Warm white and glare-free LED light spots

Opening assist for door with two options:

1. Push-to-open function for integration into handleless furniture front 2. Pull-to-open function to facilitate opening the door using a handle

Flat stainless steel inner door, full-length

Almost invisible rail system for shelves and door racks for flexible positioning

Solid anthracite aluminium door racks

1 fresh cooling drawer close to 0 °C with manually adjustable temperature and one fresh cooling drawer with manually adjustable humidity

Integrated ice maker with fixed inlet water connection

Fully extendable freezer drawer with practical divider in anthracite

TFT touch display

Net volume 514 litres

Handling

TFT touch display operation.

Clear text display.

Technical Features

Dynamic cold air distribution.

Automatic defrosting with defrost water evaporation.

Activated charcoal air filter.

Rest mode certified by Star-K.

When rest mode is active, the appliance can only be opened using a handle.

Open-door and malfunction alarm.

Home network integration for digital services (Home Connect) wireless via WiFi.

The use of the Home Connect functionality depends on the Home Connect services, which are not available in every country. For further information please check: home-connect.com.

Cooling

No-Frost technology with fast cooling.

Temperature adjustable from +2 °C to +8 °C.

3 safety glass shelves, white glass, 2 of which are individually adjustable in height.

Flat door rail system with fully flexible positioning of door racks.

3 height adjustable door racks, 1 of which is extra deep.

Net volume 347 litres.

Fresh cooling close to 0 °C

1 fully extendable fresh cooling drawer close to 0 °C with transparent front, illuminated.

Temperature can be adjusted manually.

Ideal for meat, fish and poultry.

Net volume 35 litres.

Fresh cooling

1 fully extendable fresh cooling drawer with transparent front, illuminated.

Humidity can be adjusted manually.

Ideal for fruit and vegetables.

Freezing

No-frost technology with fast freezing at -30 °C.

Temperature adjustable from -24 °C to -14 °C.

4-star freezer compartment.

Freezing capacity 16 kg/24 h.

Storage time after a malfunction 17 h.

Interior lighting with 2 LED light spots, warm white light.

Net volume 132 litres.

Ice maker

Integrated in the freezer compartment, with fixed water connection (inlet).

Particle filter for water inlet, integrated in ventilation grille area.

Can be switched off.

Ice cube production: approx. 1.6 kg/24 h.

Removable ice storage container with approx. 3 kg capacity.

Consumption data

Energy efficiency class A++ at a range of energy efficiency classes from A+++ to D.

Energy consumption 340 kWh/year.

Noise level 42 dB (re 1 pW).

Planning notes

Flat hinge.

Door hinge right, reversible.

Door opening angle of 115°, fixable at 90°.

Shut-off valve for water connection must be planned next to the appliance and always be accessible.

If the water pressure exceeds 0.8 MPa (8 bar), connect pressure relief valve between water tap and hose set.

Connection

Total connected load: 0.300 KW.

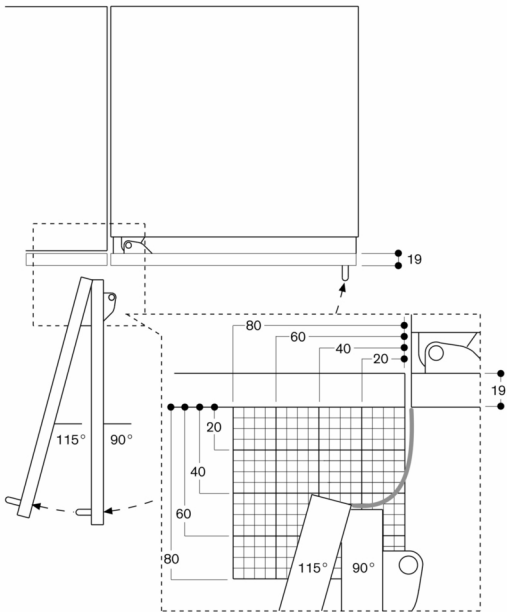
Connecting cable 3.0 m, detachable.

Water inlet.

Supply hose 2.0 m with 3/4 " connection.

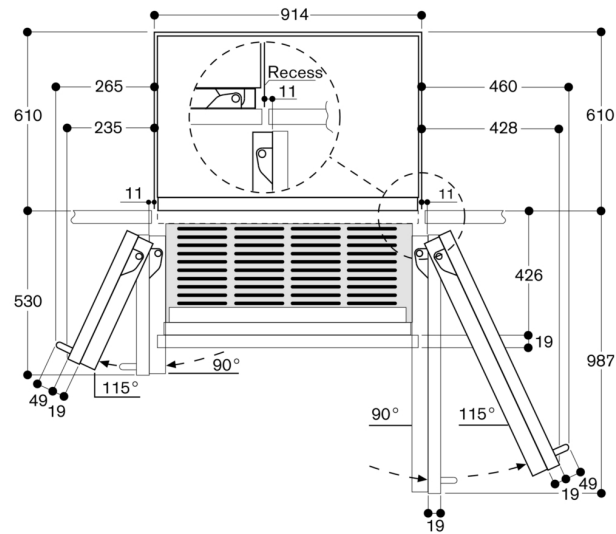
Water pressure 2 to 8 bar.

Door opening angle

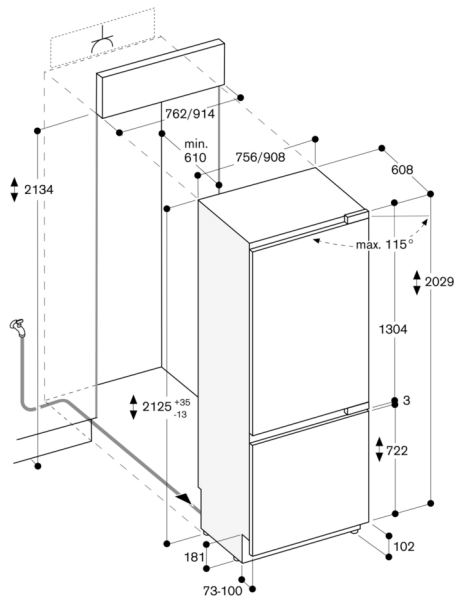


The hinge travel and resulting clearances from adjacent furniture units and handles can be found from the drawing while allowing for the thickness of the front panel. In the drawing, a furniture unit front panel thickness of 19 mm was assumed.

Wall clearance RB 492/RY 492

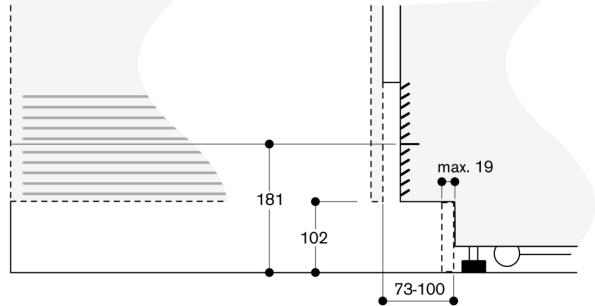


In the drawing, a unit front thickness of 19 mm and a Gaggenau unit handle of 49 mm were taken as a basis.



The maximum door panel dimensions are based on a clearance of 3 mm.

Base detail



Based on the standard appliance height, the height of the plinth is 102 mm. Maximum plinth thickness 19 mm.

