



#### Color Variants

RF463304

Niche width 61 cm, Niche height 213.4 cm

Right-hinged

#### Included accessories

1 x connection set.

RF463304

Vario freezer 400 series

Niche width 61 cm, Niche height 213.4 cm

Right-hinged

Stainless steel interior with solid anthracite aluminium elements  
Warm white and glare-free LED light spots

Opening assist for door with two options:

1. Push-to-open function for integration into handleless furniture front

2. Pull-to-open function to facilitate opening the door using a handle

The drawers in the RC and RF models are positioned at the same height.

With side-by-side installation, the glass shelves and door racks can be aligned on the same level

Material and aesthetics of interior as for RC model

- Glass shelves

- Solid anthracite aluminium door racks

Flat stainless steel inner door, full-length

Almost invisible rail system for shelves and door racks for flexible positioning

Ice and water dispenser in the door

Integrated ice maker with fixed inlet water connection

Proximity sensor for ice and water dispenser

Illuminated dispenser for ice cubes, crushed ice and chilled water

TFT touch display

Net volume 300 litres

Net volume 300 litres

Net volume 300 litres

Net volume 300 litres

Net volume 300 litres

Net volume 300 litres

Net volume 300 litres

Net volume 300 litres

Net volume 300 litres

Net volume 300 litres

Net volume 300 litres

Net volume 300 litres

Net volume 300 litres

Net volume 300 litres

Net volume 300 litres

Net volume 300 litres

Net volume 300 litres

Net volume 300 litres

Net volume 300 litres

Net volume 300 litres

Net volume 300 litres

Net volume 300 litres

Net volume 300 litres

Net volume 300 litres

Net volume 300 litres

Net volume 300 litres

Net volume 300 litres

Net volume 300 litres

Characteristics

Product category

Upright freezer

Built-in / Free-standing

Built-in

Color / Material body

Frost free system

Fridge and freezer

Climate class

SN-T

Door panel options

Not possible

Width of the appliance

603

Depth of the product

608

Dimensions of the packed product

(HxWxD) (mm)

2270 x 740 x 700

Required niche size for installation

(HxWxD)

2134.0 x 610 x 610

Warning signal / malfunction

Defrost process

Cover door installation system

Fixed-mounted

Number of drawers/baskets (Stck)

2

Number of freezing flaps (Stck)

0

Lockable door

No

Thermometer freeze section

Light

Yes

Length electrical supply cord (cm)

300

Door hinge

Right

Net weight (kg)

158.231

Gross weight (kg)

173.4

Multi-Flow Air Tower

Yes

Number of compressors

1

Number of independent cooling systems

1

Economy setting

Yes

Fast freezing switch

No

Number of Door Bins - Freezer

0

Door bin adjustability - Freezer

No

Tilt-out door bins in freezer

No

Number of shelves - Freezer

2

Door bin adjustability - Freezer

No

Shelf Material - Freezer

Safety glass

Reversible Door Hinge

No

Connection Rating (W)

300

Fuse protection (A)

10

Frequency (Hz)

50-60

Approval certificates

VDE

Energy consumption (kWh)

Total annual energy consumption (kWh)

Energy efficiency rating

Energy consumption annual (kWh/annum) - NEW (2010/30/EC)

343.00

Refrigerator Net capacity (l) - NEW (2010/30/EC)

300

Freezer Net capacity (l) - NEW (2010/30/EC)

300

Frost free system

Fridge and freezer

Freezing capacity (kg/24h) - NEW (2010/30/EC)

14

Particle filter for water inlet, integrated in ventilation grille area.

Can be switched off.

Ice cube production approx. 1.4 kg/24 h.

Ice cubes and crushed ice.

Removable ice storage container with approx. 3.2 kg capacity.

Ice water supply approx. 1.5 litres.

#### Consumption data

Energy efficiency class A+ at a range of energy efficiency classes from A+++ to D.

Energy consumption 343 kWh/year.

Noise level 42 dB (re 1 pW).

#### Planning notes

Flat hinge.

Door opening angle of 115°, fixable at 90°.

Max. door panel weight 67 kg.

Shut-off valve for water connection must be planned next to the appliance and always be accessible.

If the water pressure exceeds 0.8 MPa (8 bar), connect pressure relief valve between water tap and hose set.

#### Connection

Total connected load 0.300 KW.

Connecting cable 3.0 m, detachable.

Water inlet.

Supply hose 2.0 m with 3/4 " connection.

Water pressure 2 to 8 bar.

**GAGGENAU**

RF463304

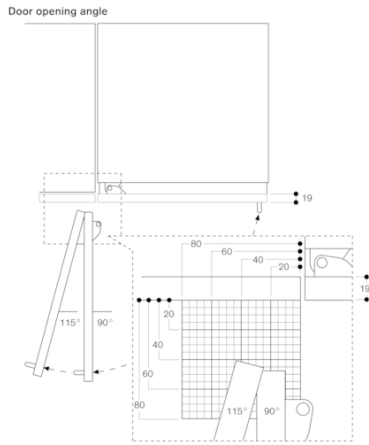
Vario freezer 400 series

Niche width 61 cm, Niche height 213.4 cm

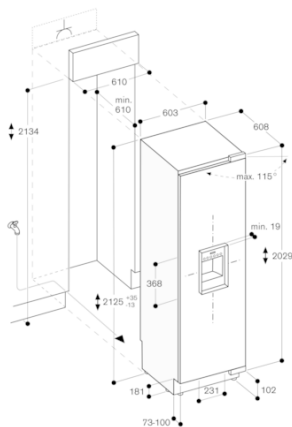
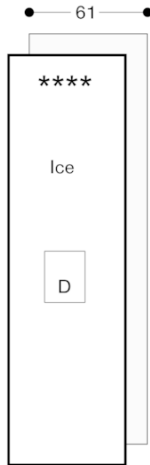
Right-hinged

2021-08-12

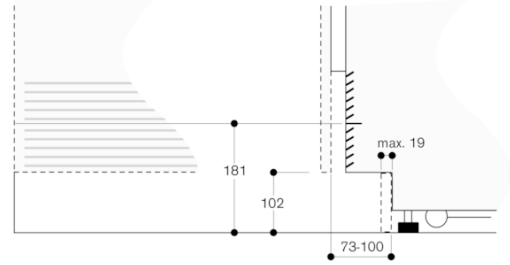
Page 2



The hinge travel and resulting clearances from adjacent furniture units and handles can be found from the drawing while allowing for the thickness of the front panel. In the drawing, a furniture unit front panel thickness of 19 mm was assumed.

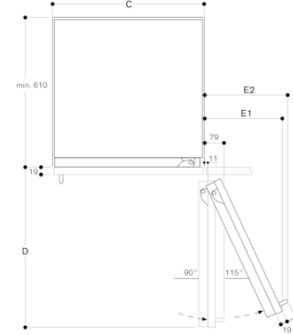


Base detail



Based on the standard appliance height, the height of the plinth is 102 mm. Maximum plinth thickness 19 mm.

Wall clearance RB 472/RC/RF/RW



Recess width	C	D	E1	E2
457 mm	525 mm	235 mm	265 mm	
610 mm	677 mm	299 mm	330 mm	
712 mm	830 mm	364 mm	395 mm	
914 mm	980 mm	428 mm	460 mm	

In the drawing, a unit front thickness of 19 mm and a Gaggenau unit handle of 49 mm were taken as a basis.