



AC472181

Optional accessories

installation accessories

Ceiling ventilation 400 series

AC472181

- Light module of ceiling ventilation
- Individual integration of light elements into the configuration of the ceiling ventilation
- Connection to the respective appliances via network cable.
- Fixing at the filter module.
- Total connected load 4 W.
- Light module of ceiling ventilation

Individual integration of light elements into the configuration of the ceiling ventilation

Features

Connection to the respective appliances via network cable.

Planning notes

Fixing at the filter module.

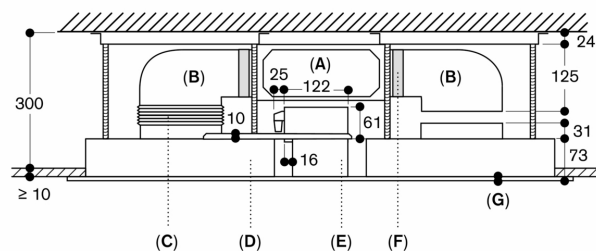
Connection

Total connected load 4 W.

Connecting cable 1.75 m, pluggable.

Network cable 2 m.

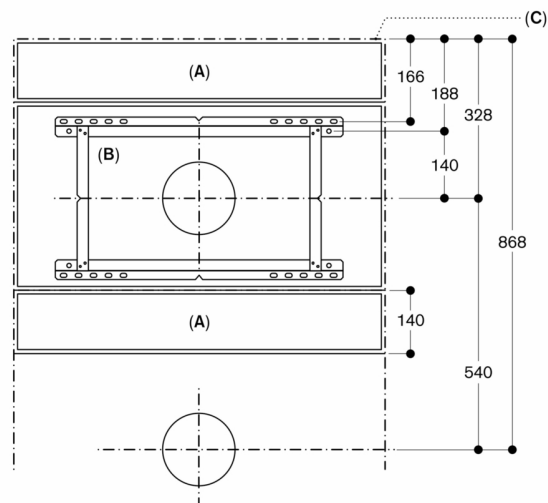
Minimum installation height including flat duct DN 150



A: AD 854 048
 B: AD 857 042
 C: AD 751 010
 D: AC 402 181
 E: AC 472 181 / AC 482 181
 F: AD 857 040
 G: 0.8 mm

Measurements in mm

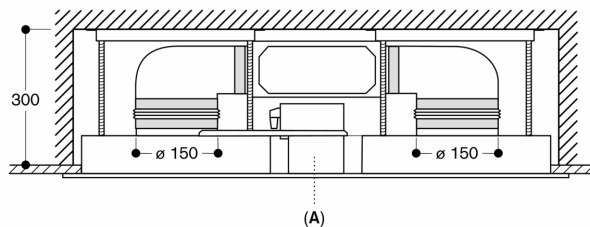
AC 402 Further possible ceiling fixture



A: AC 482 / 472
 B: AC 402
 C: Ceiling cut-out

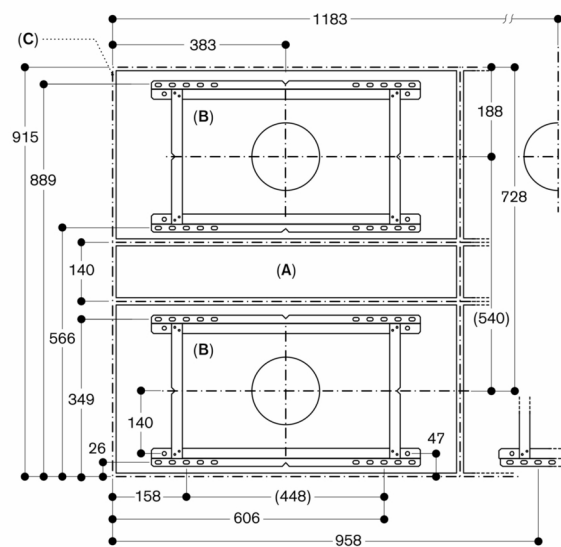
Measurements in mm

AC 402 Ceiling fixture and position of connecting piece DN 150



A: AC 472 181 / AC 482 181

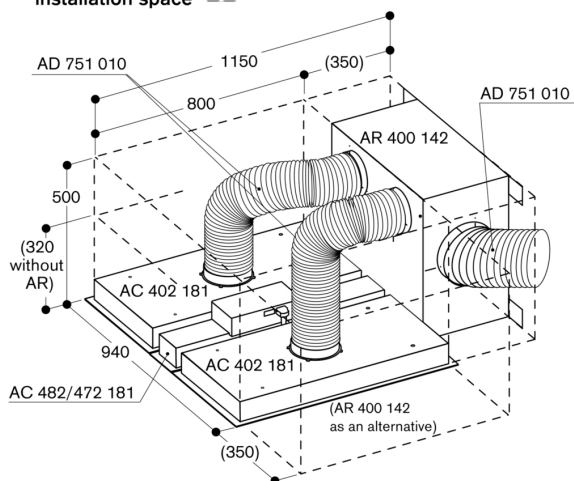
Measurements in mm




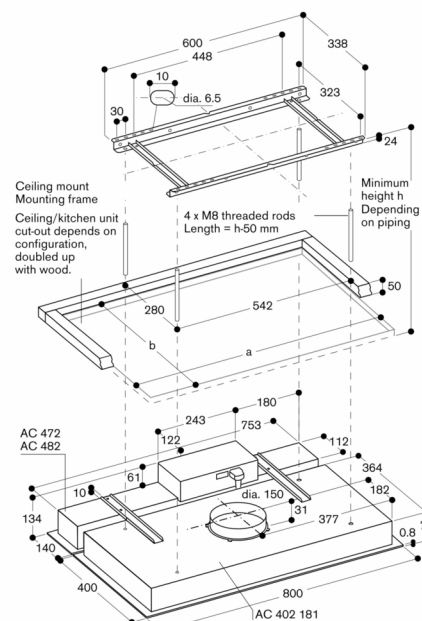
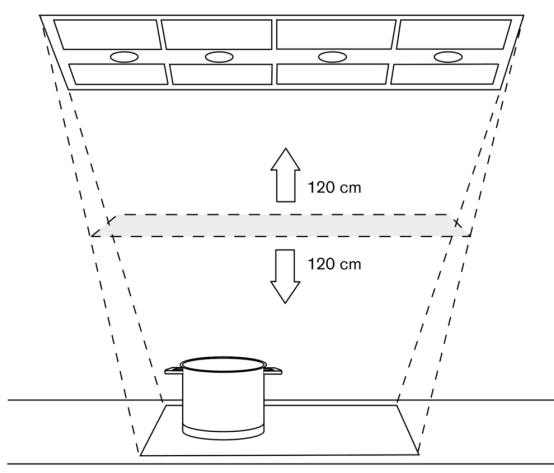
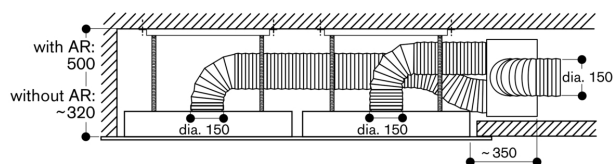
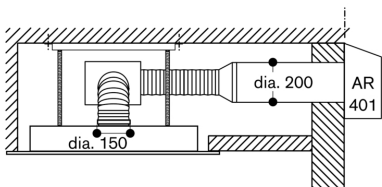
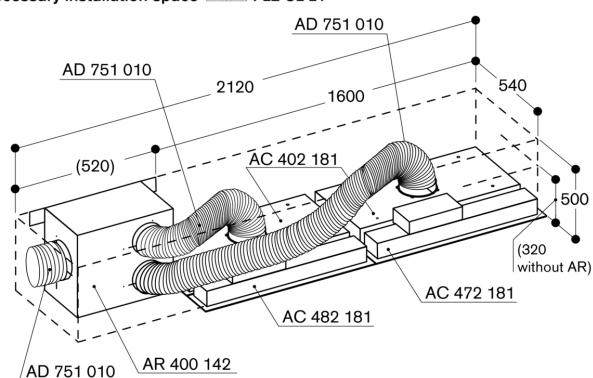
A: AC 482 / 472
 B: AC 402
 C: Ceiling cut-out

Measurements in mm


Necessary installation space  F2-CL



Necessary installation space  FL2-CL-L1



For multiple configurations:
Ceiling deflection around cut-out: max. + 3 mm.
Support is required in the middle to prevent deflection upwards when fastening the modules.
The required threaded rods, nuts and ceiling bolts are supplied as standard.

Necessary installation space  F3-CL-L1

