



Color Variants

CI282100

Width 80 cm

Optional accessories

CA060300

GP900001

Stainless steel frying sensor pan

GP900002

Stainless steel frying sensor pan

GP900003

Stainless steel frying sensor pan

GP900004

Stainless steel frying sensor pan

CI282100

Frameless

Width 80 cm

Frameless for flush installation
Flex function for combining the rectangular cooking areas
Free positioning of cookware inside combined cooking areas
Professional cooking function for splitting the cooktop into 3 predefined heat areas
Frying sensor function for temperature control in pans
Twist-Pad control with removable magnetic knob
Easy control of all functions with two color displays

Cooking zones

2 flex induction cooking areas 19x24 cm (2200 W, with booster 3700 W), linked together 38x24 cm (3300 W, with booster 3700 W).
1 induction cooking zone ø 28 cm (2400 W, with booster 3700 W).
1 induction cooking zone ø 15 cm (1400 W, with booster 2200 W).

Handling

Twist-Pad control with removable magnetic knob.
User friendly control with two color display (white / orange).
Cooking zone, and cooking area marking.
Electronic power control in 17 output levels.

Features

Flex function for rectangular cooking areas.
Professional cooking function.
Frying sensor function.
Booster function for pots.
Booster function for pans.
Keep warm function.
Stopwatch.
Cooking timer for up to 99 minutes.
Short-term timer.
Options menu.
Power management.

Safety

Main switch.
Operation indicator.
Pot detection.
2 stage Hh residual heat indicator for each zone
Child lock.
Safety shut-off.

Planning notes

Operates with magnetic (induction) iron pots and pans only. For an optimal heat distribution, the use of sandwich bottom cookware is recommended. The wok pan WP 400 001 cannot be used with this appliance.
Immersion depth 56 mm.
Intermediate shelf is recommended.
Appliance must be fixed from underneath.
Cooktop clamping range: 20 - 40 mm.
Appliance weight: approx. 15 kg.

Connection

Total connected load 7.4 kW.
Connecting cable 1.5 m without plug.

Characteristics

Product name/family

Cooking zone ceramic

Construction type

Built-in

Energy input

Electric

Total number of positions that can be used at the same time

4

Type of control setting devices

Required niche size for installation (HxWxD)

56 x 780-798 x 490-518

Width of the product (mm)

793

Dimensions of the product (mm)

56 x 793 x 513

Dimensions of the packed product (HxWxD) (mm)

126 x 953 x 603

Net weight (kg)

15.003

Gross weight (kg)

16.5

Residual heat indicator

Separate

Location of control panel

Hob front

Type of external control possibility

Basic surface material

Ceramic

Color of surface

Black

Color of frame

Approval certificates

AENOR, CE

Length of electrical supply cord (cm)

150

EAN code

4242006248963

Consumption and connection features

Electrical connection rating (W)

7400

Gas connection rating (W)

Current (A)

Voltage (V)

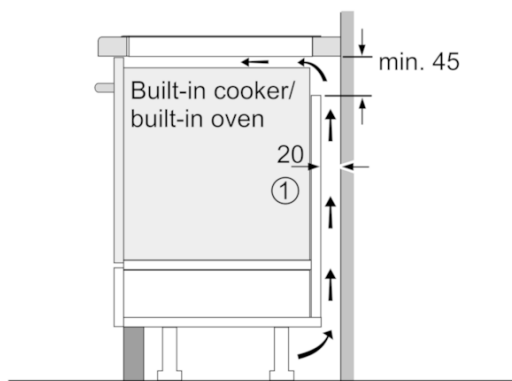
220-240

Frequency (Hz)

60; 50

created on 2020-02-19

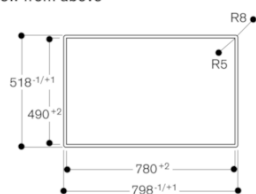
Page 1



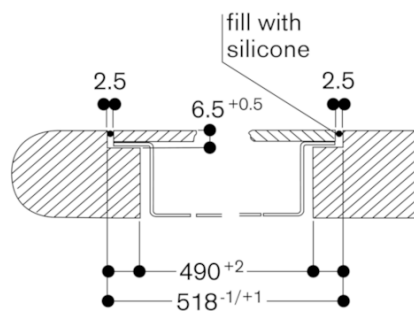
①
 Ventilation gap must
 be present

All measurements in mm

View from above



Cross section



Longitudinal section

