

CU428100

Optional accessories

CA420000:

Installation kit integrated induction

CA420000AU:

Installation kit

SP400000:

magn. Surface Protector set (4 pcs)

SP410000:

magn. Surface Protector (ø 10-14 cm)

SP415000:

magn. Surface Protector (ø 15-18 cm)

SP419000:

magn. Surface Protector (ø 19-23 cm)

SP424000:

magn. Surface Protector (ø 24-28 cm)

Installation Accessories

CA420000:

Installation kit integrated induction

CKU410000:

1 knob, integrated induction, black

CKU410010:

1 knob, built-in ind., stainless steel

Induction module 400 series

CU428100

- Solid stainless steel knob, also in black robust finishing, for precise control and personalisation
 - Guidance with cooking zone centre light for operational status or residual heat
 - Customisation options ensure to create a bespoke kitchen aesthetics
 - Modular and flexible induction modules
 - Seamlessly blends into any living space, enhancing both functionality and aesthetic of the kitchen
 - Use of cookware directly on the worktop in combination with 12 mm Dekton worktop
- Integrated 28 cm cooking zone with booster function
- Cooking zone center light for operation and residual heat indication directly on the surface
- Can be combined perfectly with other integrated induction modules of the 400 series

Cooking zones

1 induction cooking zone ø 28 cm (2200 W, with booster 2700 W).

Handling

Control knobs with illuminated ring, cooking zone and output level markings.

Electronic power control in 12 stage (1...12).

Cooking zone center light indication.

Features

Booster function.

Keep warm function.

Options menu.

Safety

Only operates with enhanced surface protector.

Operation indicator.

Pot detection.

2-stage residual heat indication directly on the surface and knob.

Safety shut-off.

Planning notes

The integrated induction module must be installed under Dekton worktop in 12 mm thickness.

The bearing capacity and stability must be supported using suitable substructures. Take into account the appliance weight and additional loads.

A 10 mm hole needs to be planned in the center of the cooking zone. Markings to indicate the cooking zone need to be planned.

No other cut-outs permitted in the same worktop piece.

The elaboration of the Dekton is done by local fabricators, for a list of recommended fabricators please contact your local representative.

For Dekton fabricators: refer to specification sheet "Marking and drilling protocol for Gaggenau induction" by Cosentino.

Minimum distances:

Cooking zone center to lateral edge of worktop 400 mm.

Cooking zone center to front and rear edge of worktop 400 mm.

Cooking zone center to next cooking zone center 450 mm or 550 mm depending on combination.

Minimum distances at the back wall of the furniture and openings, refer to dimensional drawings.

Operates with magnetic (induction) iron pots and pans only. For an optimal heat distribution, the use of sandwich bottom cookware is recommended.

Appliance weight: approx. 6.

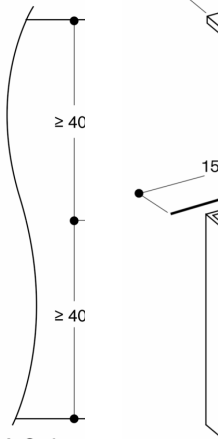
Connection

Total connected load 2.7 KW.

Connecting cable 1.5 m without plug.

Connecting cable 1 m for control knob.

View from



A: Surface
B: Drilling

Measurem

Measurem

Installati



Measurem

Cross se




Measurem


Longitudi



Measurem




Measurem



Measurem



Measurem



Measurem



Measurem