



Color Variants

DF481162
fully integrated
Height 86.5 cm

Included accessories

1 x baking tray spray head.
1 x glass holder rack.
1 x GN container insert.

Optional accessories

DA041160
DA042030
Silvercare cartridge for all dishwashers
DA043000
Holder for long-stemmed glasses

Installation Accessories

DA021000
Hinge for all fully integrated dishwashers
GZ010011
Aqua stop extension (2 m long)

DF481162

Dishwasher 400 series

fully integrated

Height 86.5 cm



8 programmes with aqua sensor and 5 options, such as Power and Intensive: Clean and dry dishes in 57 minutes
Intensive cleaning in the lower basket while protecting glassware in the upper basket
Flexible basket system with smooth running rails on all levels and cushioned closing of the upper and lower basket
Remaining time projection onto the kitchen floor
Perfectly illuminated interior
Push-to-open function for perfect integration into handleless furniture fronts
Very quiet: 43 dB
Energy efficiency class A+++

Handling

Touch key operation.
Time delay up to 24 hours.
Remaining time projection.

Features

Perfectly illuminated interior.
Glass protection with zeolite.
Aqua sensor.
Load sensor.
Automatic detergent function.
Regeneration electronics.
Heat exchanger - Hygienic and efficient drying
Continuous flow heater.
Triple filter system, self-cleaning.
Soft lock.
Integrated WiFi module for digital services (Home Connect).
The availability of the Home Connect functionality depends on the availability of the Home Connect Services in your country. Home Connect Services are not available in every country – for further information please check: www.home-connect.com

Programmes

8 programmes:
Auto 35 °C - 45 °C.
Auto 45 °C - 65 °C.
Auto 65 °C - 75 °C.
Intensive 70 °C.
Standard Eco 50 °C.
Night programme.
Quick wash 45 °C (29 min.).
Pre-rinse.
5 options:
Intensive.
Power.
Half Load.
Hygiene.
Extra Dry.

Features

Flexible basket system with smooth running rails on all levels and cushioned closing of the upper and lower basket.
Upper basket:
Over extension.
Rackmatic with 3 levels, adjustable in height up to 5 cm.
6 folding spines.
4 folding racks.
2 glass support bars.
Lower basket:
8 folding spines.
2 folding racks.
Dividable glass support.
Cutlery basket.
Holder for long-stemmed glasses.
Maximum dish sizes (upper/lower basket)

Characteristics

Energy Efficiency Class

D

Energy Consumption for 100 cycles Eco Programme

82

Maximum number of place settings

12

The water consumption of the eco programme in liters per cycle

9.5

Programme duration

3:15

Airborne acoustical noise emissions

43

Airborne acoustical noise emission class

B

Construction type

Built-in

Height of removable worktop

0

Dimensions of the product (HxWxD)

865 x 598 x 550

Required niche size for installation (HxWxD)

865-925 x 600 x 550

Approval certificates

CE, VDE

Depth with open door 90 degree

1200

Adjustable feet

Yes - all from front

Maximum adjustability feet

60

Adjustable plinth

both horizontal and vertical

Net weight

53.1

Gross weight

55.5

Connection rating

2400

Fuse protection

10

Voltage

220-240

Frequency

50; 60

Length of electrical supply cord

175

Plug type

Gardy plug w/ earthing

Length inlet hose

165

Length outlet hose

190

EAN code

4242006276850

Installation type

Full-integrated

Consumption and connection features

created on 2022-02-27

Page 1

12 place setting capacity.

Maximum glass loading capacity 23 wine glasses.

Product rating

Energy efficiency class A+++ at a range of energy efficiency classes from A++ + to D.

From 9.5 l water.

From 0.8 kWh.

Noise level 43 dB (re 1 pW).

Planning notes

Height-adjustable feet.

Appliance plinth recess 100 mm (see drawing).

To display the remaining time projection, a minimum plinth protrusion must be present (40 mm + thickness of the furniture front).

The maximum plinth height must be reduced by 30 mm to provide an optimal display of the remaining time projection.

Rear feet adjustable at front.

Door weight up to 10 kg.

Door panel dimension dependent on plinth height of kitchen furniture.

Connection

Connecting cable plugable.

Water connection with 3/4" screw joint.

Connection to hot or cold water possible.

Power consumption standby/network 2 W.

Power consumption left-on-mode 0.5 W.

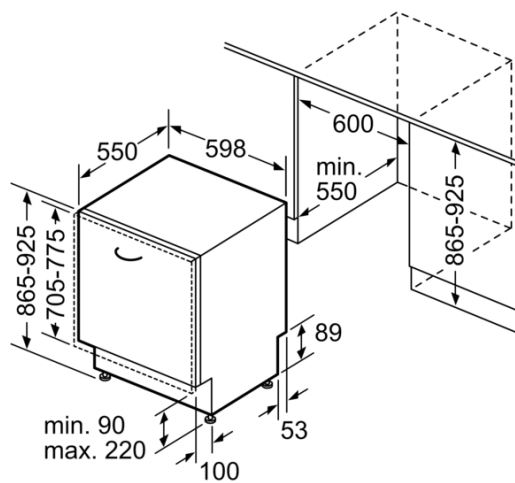
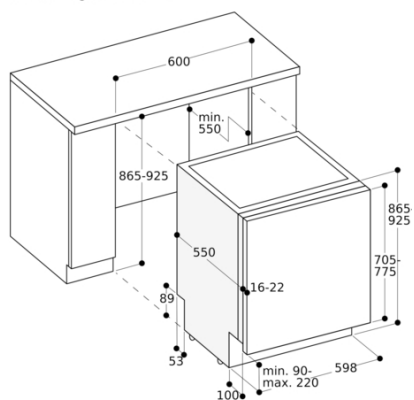
Power consumption off-mode 0.5 W.

Time auto-standby/network 2 min.

Left-on-mode duration 0 min.

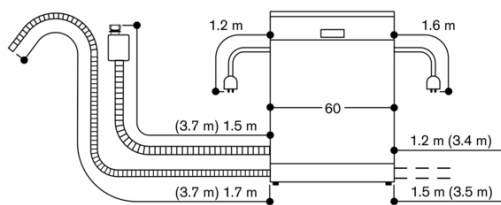
Please check the user manual for how to switch off the WiFi module.

GAGGENAU

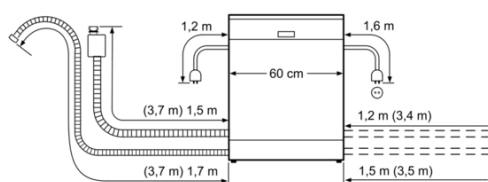


measurements in mm

Connection dimensions for a 60 cm wide dishwasher



() values with extension kit



() Werte mit Verlängerungssatz