



Color Variants

RB472301
with fresh cooling
fully integrated

Included accessories

1 x egg box with lid.
1 x ice cube scoop.

Required installation accessories

RA460000
Accessory for side-by-side installation
RA460011
Additional side heating element

Installation Accessories

RA425110
Handle bar, stainless steel, long

RB472301

Vario fridge-freezer combination 400 series

with fresh cooling

fully integrated

Niche width 76.2 cm, Niche height 213.4 cm

With one door

Stainless steel interior
Generous lighting concept
Solid aluminium door racks
Net volume 438 litres
Integrated ice maker with fixed inlet water connection
One motorised glass shelf, adjustable when fully loaded
Fully extendable freezer drawer with practical divider
Energy efficiency class A++

Handling

Electronic temperature control with digital display.

Features

Dynamic cold air distribution.
Automatic defrosting with defrost water evaporation.
Antimicrobial activated charcoal air filter.
Energy-saving vacation mode.
Open-door and malfunction alarm.

Cooling

Net volume 300 litres.
No-frost technology with fast cooling.
Temperature adjustable from +2 °C to +8 °C.
3 safety glass shelves, 1 of which is motorised.
1 fully extendable drawer with transparent front.
Bright interior lighting with light pillars.
2 height-adjustable door racks, 1 of which is extra deep.
1 door rack with transparent front flap.

Fresh cooling

Net volume 19 litres.
No-frost technology.
1 full width fully extendable fresh cooling drawer with transparent front, manually controllable.

Freezing

Net volume 119 litres.
No-frost technology with fast freezing.
Temperature adjustable from -14 °C to -25 °C.
4-star freezer compartment.
Freezing capacity 14 kg/24 h.
Storage time after a malfunction 17 h.
2 fully extendable drawers.
Interior lighting with 1 spot.

Ice maker

Integrated in the freezer compartment, with fixed inlet water connection.
Can be switched off.
Ice cube production approx. 1.7 kg/24 h.
Removable ice storage container with approx. 3 kg capacity.

Product rating

Energy consumption 292 kWh/year.
Noise level 42 dB (re 1 pW).

Planning notes

Flat hinge.
Door hinge right, reversible.
Door opening angle of 115°, fixable at 90°.
Max. door panel weight:
Door 35 kg.
Drawer 10 kg.
Shut-off valve for water connection must be planned next to the appliance and always be accessible.

Characteristics

Construction type

Built-in

Door panel options

Not possible

Height (mm)

2125

Width of the product (mm)

756

Depth of the product

608

Required niche size for installation (HxWxD)

2134.0 x 762.0 x 610

Net weight (kg)

193.187

Connection rating (W)

525

Current (A)

10

Door hinge

Right reversible

Voltage (V)

220-240

Frequency (Hz)

50

Approval certificates

CE, ETL, ETL, VDE

Length of electrical supply cord (cm)

300

Energy efficiency class

Energy consumption (kWh)

Total annual energy consumption (kWh)

Refrigerator Net capacity (l)

Freezer Net capacity (l)

Freezing capacity (kg)

Storage Period in Event of Power Failure (h)

17

Number of compressors

2

Number of independent cooling systems

2

Interior ventilator

Yes

Reversible Door Hinge

Yes

Number of Adjustable Shelves in fridge compartment (Stck)

2

Shelves for Bottles

No

Capacity of Water Tank [l]

No

EAN code

4242006218003

Consumption and connection features

Brand

Gaggenua

Product name / Commercial code

RB472301

Energy efficiency class (2010/30/EC)

A++

Energy consumption annual (kWh/annum) - NEW (2010/30/EC)

292.00

Refrigerator Net capacity (l) - NEW (2010/30/EC)

319

Freezer Net capacity (l) - NEW (2010/30/EC)

119

Frost free system

Fridge and freezer

Temperature rise time (h)

17

Freezing capacity (kg/24h) - NEW (2010/30/EC)

14

Climate class

SN-T

Noise level (dB(A) re 1 pW)

42

Installation typology

N/A

created on 2019-04-25

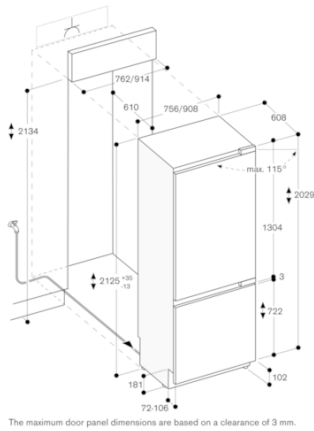
Page 1

If the water pressure exceeds 0.8 MPa (8 bar), connect pressure relief valve between water tap and hose set.

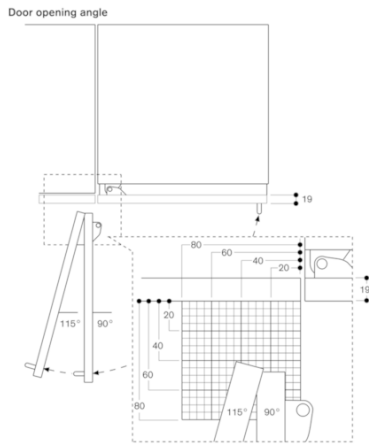

Connection

Total connected load 0.525 kW.
Connecting cable 3.0 m, pluggable.
Water inlet.
Supply hose 3.0 m with 3/4 " connection.
Water pressure 2 to 8 bar.

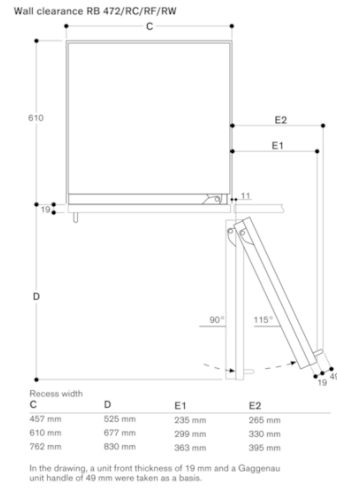
RB472301
 Vario fridge-freezer combination 400 series
 with fresh cooling
 fully integrated
 Niche width 76.2 cm, Niche height 213.4 cm
 cm
 With one door
 created on 2019-04-25
 Page 2



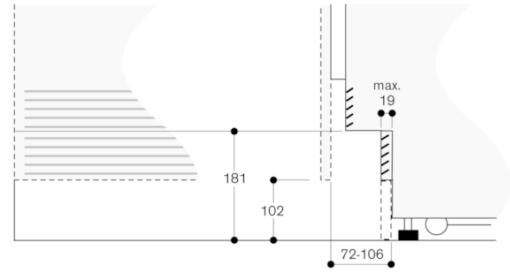
The maximum door panel dimensions are based on a clearance of 3 mm.



The hinge travel and resulting clearances from adjacent furniture units and handles can be found from the drawing while allowing for the thickness of the front panel. In the drawing, a furniture unit front panel thickness of 19 mm was assumed.



Base detail



Based on the standard height of the appliance, the height of the plinth is 102 mm. Maximum thickness of the plinth is 19 mm.