



RF411306



Included accessories

1 x ice cube scoop
1 x connection set
1 x Ice storage container large

Optional accessories

RA448220:
Ice container, small, 90° door fixation

RA450000:
Mechanical partical filter

RA450010:
Water filter Vario cooling

RA450012:
Water filter Vario 400

installation accessories

RA421110:
SS door 45,7cm / 18

RA423140:
Side trims, long

RA425110:
Vario SS handle 1131 mm

RA428110:
SS door w/o handle 45,7cm / 18"

RA460013:
Heating side kit 230V

RA460020:
Frontpanel connection long

RA464113:
Vent grille 45.7cm / 18" with filter

Vario freezer 400 series

212.5 x 45.1 cm

RF411306

- Stainless steel interior with solid anthracite aluminium elements
- Opening assist for door with two options
- Immerse your kitchen in a mesmerizing glow with Gaggenau's Glare-Free LED Light Spots and showcase your dishes like never before.

- Fresh cooling drawer close to 0 °C

- Stainless steel interior with solid anthracite aluminium elements

Warm white and glare-free LED light spots

Opening assist for door with two options:

1. Push-to-open function for integration into handleless furniture front
2. Pull-to-open function to facilitate opening the door using a handle

The drawers in the fridge and freezer models are positioned at the same height.

With side-by-side installation, the glass shelves and door racks can be aligned on the same level

Material and aesthetics of interior as for RC model

- Glass shelves

- Solid anthracite aluminium door racks

Flat stainless steel inner door, full-length Smooth design rail system providing flexible positioning for shelves and door racks

Integrated ice maker with fixed inlet water connection

TFT touch display

Total volume 240 litres

Handling

TFT touch display operation.

Clear text display.

Features

Dynamic cold air distribution.

Automatic defrosting with defrost water evaporation.

Cushioned door closing system.

Rest mode certified by Star-K.

When rest mode is active, the appliance can only be opened using a handle.

Open-door and malfunction alarm.

Selected digital services (Gaggenau Home Connect)

Remote control and monitoring.

Remote diagnostics.

Integrated WiFi module for digital services (Home Connect).

The availability of the Home Connect functionality depends on the availability of the Home Connect Services in your country. Home Connect Services are not available in every country – for further information please check: www.home-connect.com

Freezing

No-frost technology with fast freezing at -30 °C.

Temperature adjustable from -14 °C to -24 °C.

4-star freezer compartment.

Freezing capacity 16 kg /24 h.

Storage time after a malfunction 6 h.

4 safety glass shelves, 3 of which are individually height adjustable.

2 fully extendable drawers with transparent front.

Brilliant LED light spots with warm white, glare-free light (3500 K).

Smooth design door rail system with fully flexible positioning of door racks.

4 height-adjustable door racks.

Ice maker

Integrated in the freezer compartment, with fixed inlet water connection.

Particle filter for water inlet, integrated in ventilation grille area.

Saturation indicator shown in TFT touch display. Can be switched off.

Ice cube production approx. 1.4 kg/24 h.

Removable ice storage container with approx. 4 kg capacity.

Product rating

Energy efficiency class E at a range of energy efficiency classes from A to G.

Energy consumption 246 kWh/year.

Noise level 42 dB (A) re 1 pW.

Planning notes

Flat hinge.

Door hinge left, reversible.

Door opening angle of 115°, fixable at 90°.

In case of door opening angle of 90°, the drawers have restricted access and the standard ice storage container cannot be removed. A small ice storage container (RA 448 220) is available to ensure access. This change must be done prior to fixing the door.

Max. door panel weight 59 kg.

Shut-off valve for water connection must be planned next to the appliance and always be accessible.

If the water pressure exceeds 0.8 MPa (8 bar), connect pressure relief valve between water tap and hose set.

Connection

Total connected load 0.300 KW.

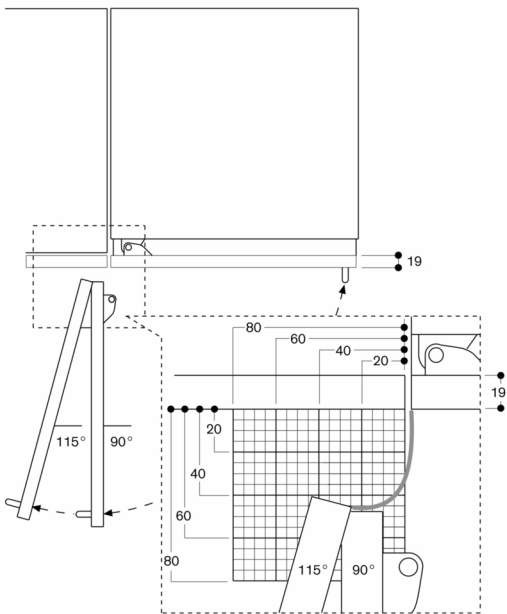
Connecting cable 3.0 m, pluggable.

Water inlet.

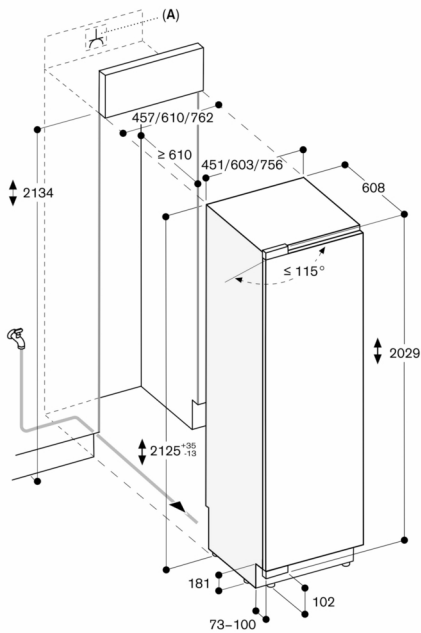
Supply hose 2.0 m with 3/4 " connection.

Water pressure 2 to 8 bar.

Door opening angle



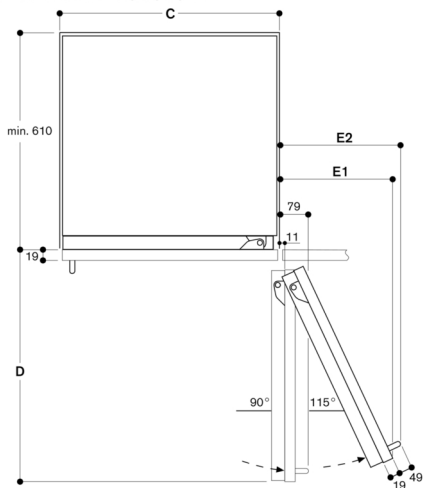
The hinge travel and resulting clearances from adjacent furniture units and handles can be found from the drawing while allowing for the thickness of the front panel. In the drawing, a furniture unit front panel thickness of 19 mm was assumed.



A: Socket
Maximum door panel dimensions are based on a clearance of 3 mm

Measurements in mm

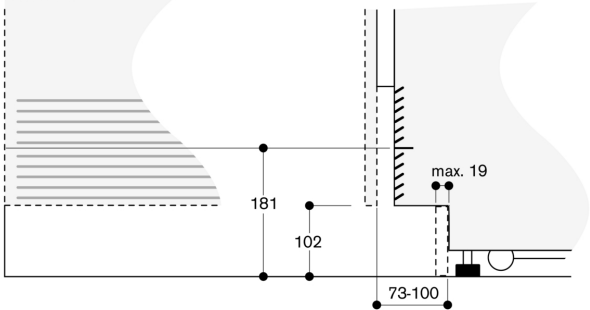
Wall clearance RB 472/RC/RF/RW



Recess width			
C	D	E1	E2
457 mm	525 mm	235 mm	265 mm
610 mm	677 mm	299 mm	330 mm
762 mm	830 mm	364 mm	395 mm
914 mm	980 mm	428 mm	460 mm

In the drawing, a unit front thickness of 19 mm and a Gaggenau unit handle of 49 mm were taken as a basis.

Base detail



Based on the standard appliance height, the height of the plinth is 102 mm. Maximum plinth thickness 19 mm.