



RVC467190



Included accessories

1 x egg box with lid
2 x wooden bottle holder magnetic
1 x Ethylene absorber

Optional accessories

RA430100:
Storage container with lid, anthracite

RVA438040:
Bottle support, oak wood, 1 pcs.

RVA450220:
Activated charcoal air filter, 2 pcs

installation accessories

RA425110:
Vario SS handle 1131 mm

RA460020:
Frontpanel connection long

RVA421620:
SS door with handle 61 cm (24")

RVA423141:
Side trims, 3 mm

RVA428620:
SS door w/o handle 61 cm (24")

RVA460000:
Installationskit side-by-side

RVA460020:
Backward compatibility kit SbS

RVA466600:
Door direction change kit 61 cm (24")

refrigerator Vario cooling Expressive series
213.4 x 61 cm
RVC467190

Highlights

Dark brushed stainless steel interior, refined with solid anthracite aluminium elements
Warm white and glare-free LED light concept for optimal food presentation in all compartments
Opening assist for door with two options:
1. Push-to-open function for integration into handleless furniture front
2. Pull-to-open function to facilitate opening the door using a handle
The drawers in the RVC and RVF models are positioned at the same height. With side-by-side installation, the glass shelves and door racks can be aligned on the same level.
Flexible positioning of shelves and door racks through hidden rail system
Flat dark brushed stainless steel inner door
Professional freshness system with 2 fresh climate drawers and 1 chilled drawer
Full touch TFT display
Total volume 390 litres

Handling

Opening assist for door.
Cushioned door closing system.
User guidance through light and display response to drawer interaction.
Automatic brightness adjustment based on ambient illumination.
Easy accessible full touch TFT display.
Animated quick guides to assist appliance maintenance.

Features

Dynamic cold air distribution.
Automatic defrosting with defrost water evaporation.
Constant air purification by 2 activated charcoal air filters.
Rest mode certified by Star-K.
When rest mode is active, the appliance can only be opened using a handle.
Open-door and malfunction alarm.

Selected digital services (Gaggenau Home Connect)

Remote control and monitoring.
Software updates.
Personalisation function for saving custom programmes.

Cooling

Professional freshness system.
No-frost technology with fast cooling.
Temperature adjustable from +2 °C to +8 °C.
3 aluminium-framed safety glass shelves, individually adjustable in height.
1 integrated safety glass shelf.
Optimal food presentation with warm white and glare-free, hidden LED light bars (3000 K).
Flexible positioning of door racks through hidden rail system.
4 height-adjustable door racks, 1 of which is extra deep.

Fresh climate drawer

1 fresh climate drawer with temperature

adjustable from -1 °C to +2 °C.

1 fresh climate drawer with temperature adjustable from -1 °C to +8 °C.

Ideal storage conditions for different foods through dedicated programmes (e.g. Fruit, Vegetables, Meat and Cold sensitive food).
Individual adjustment of temperature and humidity.

Extended food preservation with ethylene absorber.

Indirect illumination, transparent front.

Fully extendable, with cushioned closing system.

Chilled drawer

Temperature dependent on cooling compartment (always 2K to 3K lower).
Indirect illumination, transparent front.
Fully extendable, with cushioned closing system.

Product rating

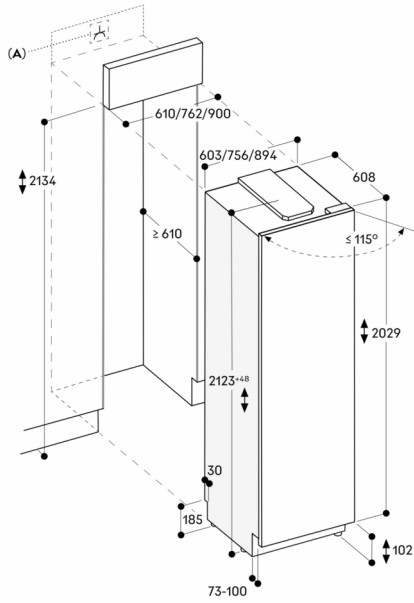
Energy efficiency class D at a range of energy efficiency classes from A to G.
Energy consumption 131 kWh/year.
Noise level 38 dB (A) re 1 pW.

Planning notes

Flat hinge.
Door hinge right, reversible.
Door opening angle of 115°, fixable at 90°.
Max. door panel weight 41 kg.

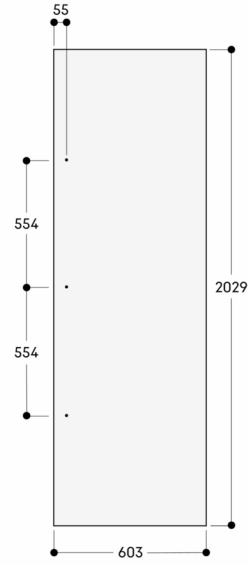
Connection

Total connected load 0.300 KW.
Connecting cable 3.0 m, pluggable.



A: Electrical connection
 Maximum door panel dimensions are based on a clearance of 3 mm
 The height of the plinth can be reduced to 50 mm
 Measurements in mm


Niche width 610 mm



The door panel thickness is 19 mm
 The maximum door panel dimensions are based on a clearance of 3 mm, based on a single niche

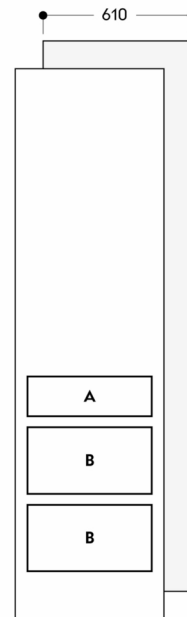
Measurements in mm

Niche width 610 mm



The door panel thickness is 19 mm
 The maximum door panel dimensions are based on a clearance of 3 mm, based on a single niche

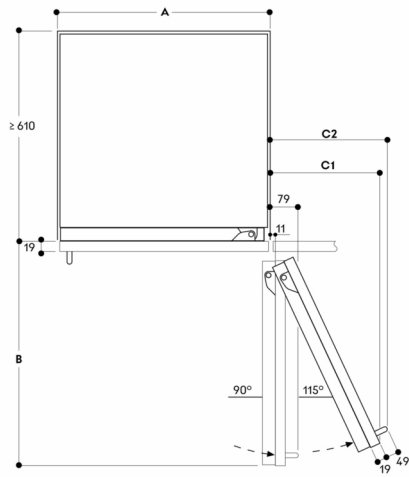
Measurements in mm



A: Chilled drawer
 B: Fresh climate drawer

Measurements in mm

Wall clearance RVB / RVC / RVF / RVW



Niche width

A	B	C1	C2
457	525	235	265
610	677	299	330
762	830	364	395
900	970	420	442

The drawing is based on a door panel thickness of 19 mm as well as the height of a Gaggenau handle of 49 mm

Measurements in mm