



Color Variants

VK230114

Stainless steel control panel

Width 28 cm

Included accessories

- 2 x cooking insert.
- 1 x glass cover.
- 1 x hand grip.
- 1 x residuary filter.
- 1 x water drain valve.

Optional accessories

FK023000

GE020010

Unperforated cooking insert

GE020020

Perforated cooking insert

VD201014

Brushed stainless steel appliance cover

Installation Accessories

AG050000

Drain installation set with check valve drain set (DN 40) and connecting sleeve (½" on 1½")

AG060000

Drain installation set enables drainage of cooking liquid into a suitable receptacle

VV200014

Stainless steel connection strip for combination with further Vario cooktops

VK230114

Vario steamer 200 series

Stainless steel control panel

Width 28 cm

Can be combined with the cooktops of the Vario 200 series to a harmonic unity.

Generous control panel for comfortable and secure operation.

Steaming in cooktop size

Exact water temperature control from 45 °C to 95 °C

Cooking on two levels, without flavour transfer

Cooking zones

Water capacity 1 to 6 litres.

Handling

Function display.

Electronic water temperature control

from 45 °C to 95 °C, in 5 °C steps.

Steam cooking level with electronic steam control for pressureless cooking.

Features

Automatic boiling point detection.

Motor-driven water drain valve 1/2".

Electronic short-term timer up to 90 min.

Special heating system.

Safety

Remaining time display.

Child lock.

Operation indicator.

Automatic shut off.

Planning notes

Access to drain in bottom cabinet is required.

Appliance is intended for fixed water outlet connection, but can be fitted without fixed connection by using the special accessory AG 060.

Seal the worktop cutout.

Appliance can be snapped into the worktop from above.

A minimum clearance of at least 200 mm from adjacent heat-sensitive furniture or contact surfaces must be observed or thermal insulation fitted.

In case of suspended cabinets a ventilation hood must be installed above the steamer.

If a cover is fitted, the glass lid must be removed when closing it.

VK 230 and VF 230 must not be installed directly next to each other.

In combination with the downdraft ventilation VL 040/041, this must be planned on the left of VK.

Connection

Total connected load 2.3 kW.

Connecting cable 1.7 m without plug.

Characteristics

Product name/family

Vario/Domino steam cooker

Construction type

Built-in

Energy input

Electric

Type of control

Electronic

Type of control setting and signalling devices

Sword knobs

Required niche size for installation (HxWxD)

280 x 268 x 490

Width of the product (mm)

288

Dimensions of the product (mm)

280 x 288 x 523

Dimensions of the packed product (HxWxD) (mm)

385 x 420 x 610

Net weight (kg)

11.137

Gross weight (kg)

12.7

Power on indicator

Yes

Location of control panel

Type of regulation

Stepless energy regulated

Basic surface material

Stainless steel

Color of surface

Stainless steel

Color of frame

Approval certificates

Australia Standards, CE, Eurasian, G-Mark, Ukraine, VDE

Length of electrical supply cord (cm)

170

EAN code

4242006190927

Consumption and connection features

Electrical connection rating (W)

2300

Current (A)

16; 10

Voltage (V)

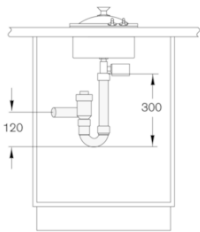
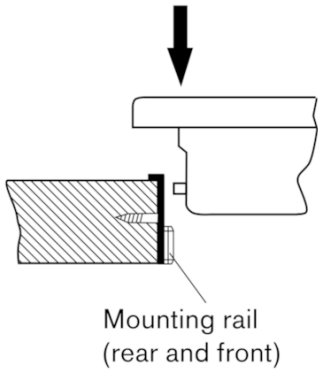
230-240

Frequency (Hz)

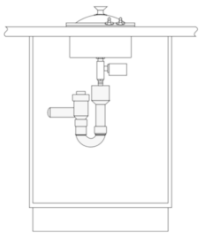
60; 50

created on 2019-10-29

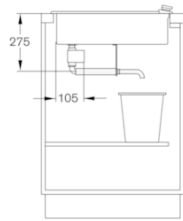
Page 1



Drainage connection present
in the bottom cupboard:
Fixed connection without free
fall section as per DIN 1986,
Part 1.
A non-return valve
must be installed.
Recommendation: AG 050 000
Drain installation set.



Drainage connection present
in the bottom cupboard:
Fixed connection with free fall
section as per DIN 1986 Part 1.
A non-return valve must be installed.
Recommendation:
Install a non-return valve.
Recommendation: AG 050 000
Drain installation set.



Drainage into a water-collecting
receptacle (e.g. saucepan).
Only possible with AG 060 000
Drain installation set.

