



RW466305

1 x connection set

RA430000:

Screw hole cover set

RA491661:

Extendable bottle tray, oak wood, RW 466

RA492660:

Tray, oak wood, for RW466

RA493060:

DECOR FRAME RA 493-060

RA498640:

Bottle support, oak wood, for RW466

RA423140:

Side trims, long

RA425110:

Vario SS handle 1131 mm

RA428610:

SS door w/o handle 61cm / 24"

RA460013:

Heating side kit 230V

RA460020:

Frontpanel connection long

RA464611:

Ventilation grille 61cm / 24" w/o filter

RA420010:

Door lock for RW 414 and RW 464/466

RA421610:

SS door 61cm / 24

Vario wine climate cabinet 400 series

212.5 x 60.3 cm

RW466305

3 independently controllable climate zones
Consistent temperatures with exact control from
+5 °C to +20 °C

Humidity control

Stainless steel interior

Fully extendable bottle trays in oak wood and
solid aluminium in anthracite

Bottle trays with hidden telescopic rails

Warm white and glare-free LED light spots

5 preset lighting scenarios, selectable via TFT
display

Opening assist for door with two options:

1. Push-to-open function for integration into
handleless furniture front 2. Pull-to-open
function to facilitate opening the door using a
handle

Low-vibration operation

TFT touch display

Capacity 99 bottles

Capacity

TFT touch display operation.

Clear text display.

Technical Information

Dynamic cold air distribution.

Automatic defrosting with defrost water
evaporation.

Cushioned door closing system.

Activated charcoal air filter.

When rest mode is active, the appliance can
only be opened using a handle.

Open-door and malfunction alarm.

Home network integration for digital services
(Home Connect) wireless via WiFi.

The use of the Home Connect functionality
depends on the Home Connect services, which
are not available in every country. For further
information please check: home-connect.com.

Features

Capacity 99 bottles (based on 0.75 l standard
bottles).

12 bottle trays,

- 9 fully extendable trays - 3 suitable for storage
of Magnum bottles.

Flexible interior configuration possible by adding
or removing fully extendable bottle trays.

5 different lighting scenarios can be selected for
individual wine presentation.

Noise level 42 dB (A) re 1 pW.

Performance

Flat hinge.

Door hinge right, reversible.

Door opening angle of 115°, fixable at 90°.

Max. door panel weight 73 kg.

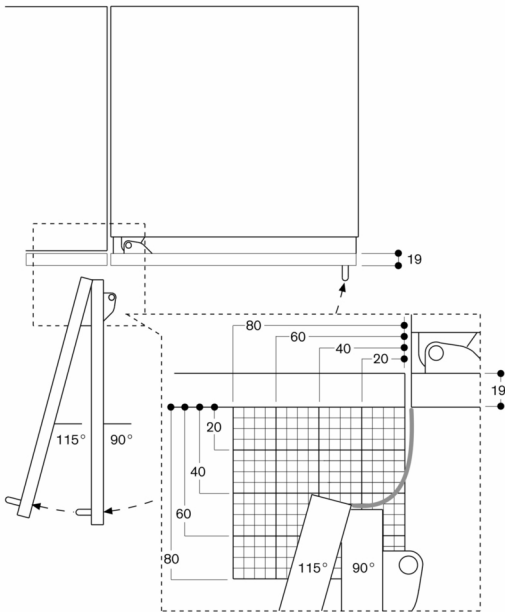
The mains socket needs to be planned outside
the built-in niche.

Connection

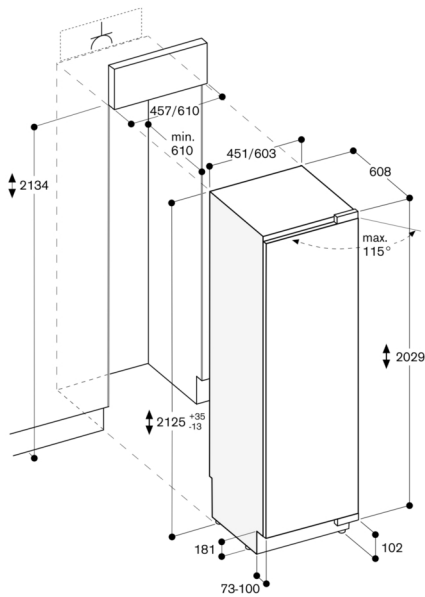
Total connected load 0.300 KW.

Connecting cable 3.0 m, detachable.

Door opening angle

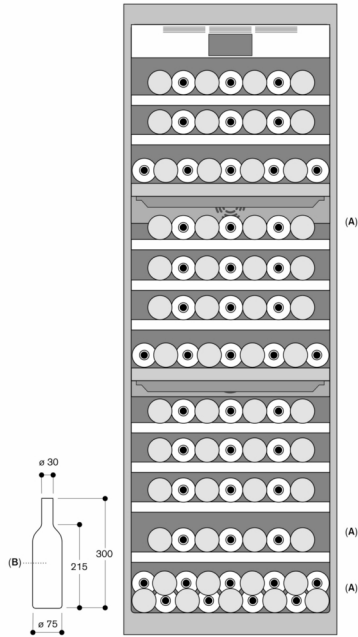


The hinge travel and resulting clearances from adjacent furniture units and handles can be found from the drawing while allowing for the thickness of the front panel. In the drawing, a furniture unit front panel thickness of 19 mm was assumed.



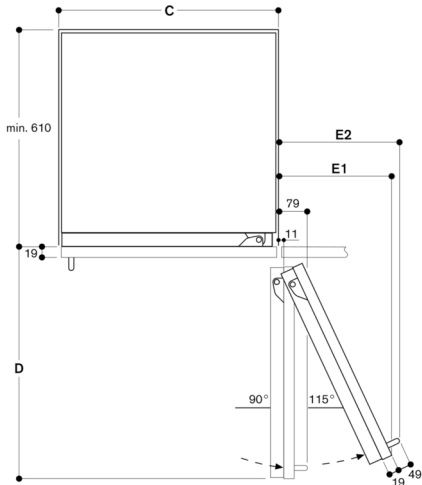
The maximum door panel dimensions are based on a clearance of 3 mm.

Bottle storage



A: Suitable area for storage of magnum bottles in standard tray configuration
B: 0.75 litres
Measurements in mm

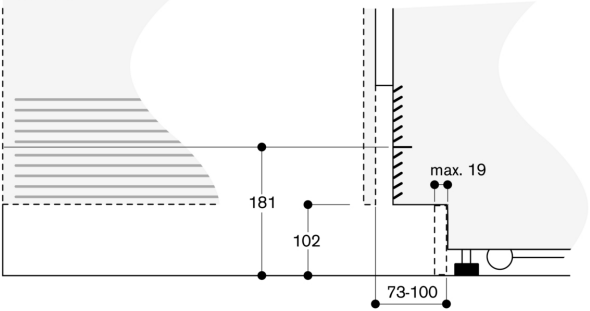
Wall clearance RB 472/RC/RF/RW



| Recess width | D | E1 | E2 |
|--------------|--------|--------|--------|
| C | | | |
| 457 mm | 525 mm | 235 mm | 265 mm |
| 610 mm | 677 mm | 299 mm | 330 mm |
| 762 mm | 830 mm | 364 mm | 395 mm |
| 914 mm | 980 mm | 428 mm | 460 mm |

In the drawing, a unit front thickness of 19 mm and a Gaggenau unit handle of 49 mm were taken as a basis.

Base detail



Based on the standard appliance height, the height of the plinth is 102 mm. Maximum plinth thickness 19 mm.

