



CJ292600
Flex induction cooktop
Frameless
Width 30" (90 cm)

Frameless for flush mounting
 Flex function for combining the rectangular cooking areas
 Free positioning of cookware inside combined cooking areas
 Cooking sensor function for temperature control in pots
 Frying sensor function for temperature control in pans
 Large cooking zone for pots up to ø 13"
 Twist-Pad control with removable magnetic knob
 Easy control of all functions with bi-coloured display

Cooking zones

1 induction cooking zone ø 9" (21cm) (2200 W, with booster 3700 W), automatically switches to ø 10" (26cm) (2600 W, with booster 3700 W) and to ø 13" (3300 W, with booster 3700 W).

Operation

Twist-Pad control with removable magnetic knob.
 User friendly control with bi-coloured display (white / orange).
 Cooking zone and cooking area marking.
 Electronic power control in 17 output levels.

Features

Flex function for rectangular cooking areas.
 Cooking sensor function (in use with cooking sensor CA 060 600).
 Frying sensor function.
 Booster function for pots.
 Booster function for pans.
 Keep warm function.
 Stopwatch.
 Cooking timer for up to 99 minutes.
 Short-term timer.
 Options menu.
 Power management.

Safety

Main switch.
 Operation indicator.
 Pot detection.
 Child lock.
 Safety shut-off.

Planning notes

Operates with magnetic (induction) iron pots and pans only. For an optimal heat distribution, the use of flat bottom cookware is recommended.
 The wok pan WP 400 001 cannot be used with this appliance.
 Immersion depth 107 mm.
 Intermediate shelf is recommended, but should be removable for customer service needs.
 Appliance must be fixed from underneath. Hardwire required.
 Cooktop clamping range: 1 3/16" - 1 9/16".

Rating

Total rating: 208/220 - 240 V : 10.8 kW.
 60 Hz
 Total Amps: 15A.
 208 - 240 V / 60 Hz.
 Plan for a 37" connecting cable without plug (hardwire required).

Product Features

Knob Material
 Full metal

Sealed Burners
 No

Burners with booster
 All

Type of grate

Total BTU load

LP Gas Connection Rating (BTU)

Power of heating element (kW in boost)
 [3.6]

Dimension of 1st heating element (in)

Power of 2nd heating element (kW in boost)
 3.6

Dimension of 2nd heating element (in)

Power of 3rd heating element (kW in boost)

Dimension of 3rd heating element (in)

Power of 4th heating element (kW in boost)

Dimension of 4th heating element (in)

Power of 5th heating element (kW in boost)

Dimension of 5th heating element (in)

Power of 6th heating element (kW in boost)
 3.6

Dimension of 6th heating element (in)

Consumption and connection features

UPC code
 825225919858

Variant color
 Black

Energy source
 Electric

Gas type

Alternative gas type

Watts (W)
 9360

Current (A)
 50

Volts (V)
 208-240

Frequency (Hz)
 60

Approval certificates
 CSA, FCC

Power Cord Length
 37"

Plug type
 no plug

Required cutout size (HxWxD) (in)
 4 1/4" x 34 7/8" x 19 5/8"

Minimum distance from counter front (in)
 2 1/2"

Minimum distance from rear wall (in)
 2 3/8"

Overall appliance dimensions (HxWxD) (in)
 1/8"+4 1/4" x 35 3/4" x 20 1/2"

Product packaging dimensions (HxWxD) (in)
 4.96 x 23.74 x 42.26

Net weight (lbs)
 59

Gross weight (lbs)
 68

Total number of cooktop burners
 5

2020-03-29
 Page 1

Color Variants

CJ292600
Frameless
Width 30" (90 cm)

Optional accessories

CA051300
Teppan Yaki made of multi ply material

CA060600
Cooking sensor for temperature regulation within pots

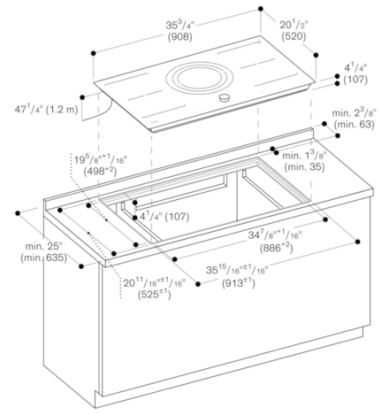
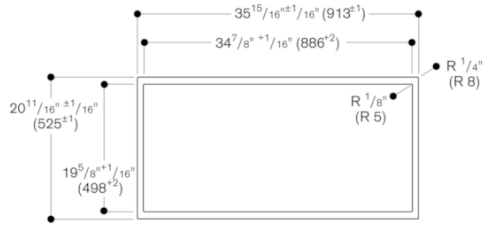
GP900001
Stainless steel frying sensor pan.

GP900002
Stainless steel frying sensor pan.

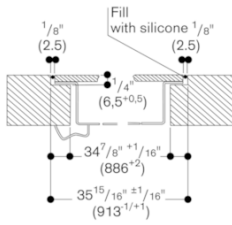
GP900003
Stainless steel frying sensor pan.

GP900004
Stainless steel frying sensor pan.

View from above



Longitudinal section



Cross-section

