



RF463304
Vario freezer 400 series
Niche width 61 cm, Niche height 213.4 cm
Right-hinged

Stainless steel interior with solid anthracite aluminium elements
 Warm white and glare-free LED light spots
 Opening assist for door with two options:
 1. Push-to-open function for integration into handleless furniture front
 2. Pull-to-open function to facilitate opening the door using a handle
 The drawers in the RC and RF models are positioned at the same height.
 With side-by-side installation, the glass shelves and door racks can be aligned on the same level
 Material and aesthetics of interior as for RC model
 - Glass shelves
 - Solid anthracite aluminium door racks
 Flat stainless steel inner door, full-length
 Almost invisible rail system for shelves and door racks for flexible positioning
 Ice and water dispenser in the door
 Integrated ice maker with fixed inlet water connection
 Proximity sensor for ice and water dispenser
 Illuminated dispenser for ice cubes, crushed ice and chilled water
 TFT touch display
 Net volume 300 litres

Handling
 TFT touch display operation.
 Clear text display.
 Touch key operation for ice and water dispenser.

Technical Features
 Dynamic cold air distribution.
 Automatic defrosting with defrost water evaporation.
 Rest mode certified by Star-K.
 When rest mode is active, the appliance can only be opened using a handle.
 Open-door and malfunction alarm.
 Home network integration for digital services (Home Connect) wireless via WiFi.
 The use of the Home Connect functionality depends on the Home Connect services, which are not available in every country. For further information please check: home-connect.com.

Freezing
 No-frost technology with fast freezing at -30 °C.
 Temperature adjustable from -14 °C to -24 °C.
 4-star freezer compartment.
 Freezing capacity 14 kg/24 h.
 Storage time after a malfunction 10 h.
 4 safety glass shelves, white glass, 2 of which are individually height adjustable.
 2 fully extendable drawers with transparent front.
 Brilliant LED light spots with warm white, glare-free light.

Ice and water dispenser
 Warm white LED lighting.
 Proximity sensor for automatic activation of light and touch keys for ice and water dispenser.
 Integrated, with fixed inlet water connection.

Characteristics
Product category
 Upright freezer
Built-in / Free-standing
 Built-in
Color / Material body
Frost free system
 Fridge and freezer
Climate class
 SN-T
Door panel options
 Not possible
Width of the appliance
 603
Depth of the product
 608
Dimensions of the packed product (HxWxD) (mm)
 2270 x 740 x 700
Required niche size for installation (HxWxD)
 2134.0 x 610 x 610
Warning signal / malfunction
Defrost process
Cover door installation system
 Fixed-mounted
Number of drawers/baskets (Stck)
 2
Number of freezing flaps (Stck)
 0
Lockable door
 No
Thermometer freeze section
Light
 Yes
Length electrical supply cord (cm)
 300
Door hinge
 Right
Net weight (kg)
 158.231
Gross weight (kg)
 173.4
Multi-Flow Air Tower
 Yes
Number of compressors
 1
Number of independent cooling systems
 1
Economy setting
 Yes
Fast freezing switch
 No
Number of Door Bins - Freezer
 0
Door bin adjustability - Freezer
 No
Tilt-out door bins in freezer
 No
Number of shelves - Freezer
 2
Door bin adjustability - Freezer
 No
Shelf Material - Freezer
 Safety glass
Reversible Door Hinge
 No
Connection Rating (W)
 300
Fuse protection (A)
 10
Frequency (Hz)
 50-60
Approval certificates
 VDE
Energy consumption (kWh)
Total annual energy consumption (kWh)
Energy efficiency rating
 Energy consumption annual (kWh/annum) - NEW (2010/30/EC)
 343.00
Refrigerator Net capacity (l) - NEW (2010/30/EC)
Freezer Net capacity (l) - NEW (2010/30/EC)
 300
Frost free system
 Fridge and freezer
Freezing capacity (kg/24h) - NEW (2010/30/EC)
 14

Particle filter for water inlet, integrated in ventilation grille area.
 Can be switched off.
 Ice cube production approx. 1.4 kg/24 h.
 Ice cubes and crushed ice.
 Removable ice storage container with approx. 3.2 kg capacity.
 Ice water supply approx. 1.5 litres.

Consumption data
 Energy efficiency class A+ at a range of energy efficiency classes from A+++ to D.
 Energy consumption 343 kWh/year.
 Noise level 42 dB (re 1 pW).

Planning notes
 Flat hinge.
 Door opening angle of 115°, fixable at 90°.
 Max. door panel weight 67 kg.
 Shut-off valve for water connection must be planned next to the appliance and always be accessible.
 If the water pressure exceeds 0.8 MPa (8 bar), connect pressure relief valve between water tap and hose set.

Connection
 Total connected load 0.300 KW.
 Connecting cable 3.0 m, detachable.
 Water inlet.
 Supply hose 2.0 m with 3/4 " connection.
 Water pressure 2 to 8 bar.

Color Variants
RF463304
Niche width 61 cm, Niche height 213.4 cm
Right-hinged

Included accessories
 1 x connection set.

Installation Accessories
RA422610
Stainless steel door panel with handle
RA425110
Handle bar, stainless steel, long
RA460020
Connecting element for vertically split appliance fronts (for a flush front)

RF463304

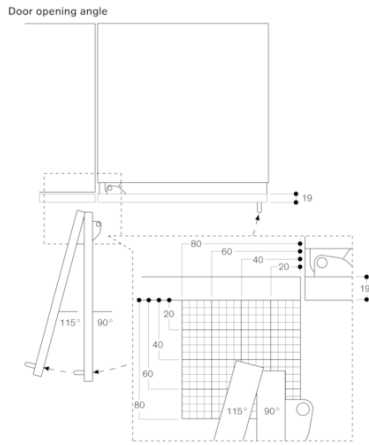
Vario freezer 400 series

Niche width 61 cm, Niche height 213.4 cm

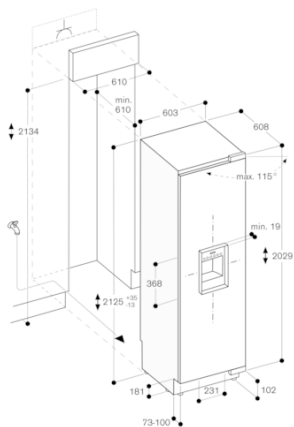
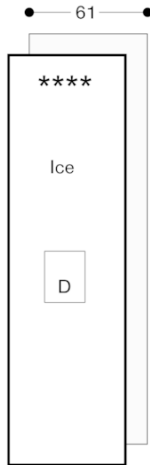
Right-hinged

2021-08-11

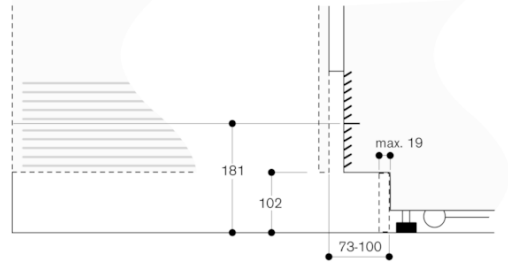
Page 2



The hinge travel and resulting clearances from adjacent furniture units and handles can be found from the drawing while allowing for the thickness of the front panel. In the drawing, a furniture unit front panel thickness of 19 mm was assumed.

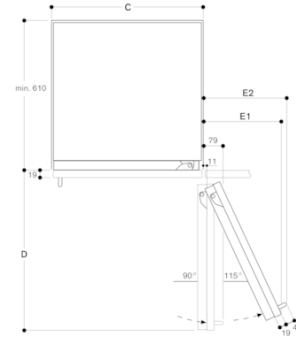


Base detail



Based on the standard appliance height, the height of the plinth is 102 mm. Maximum plinth thickness 19 mm.

Wall clearance RB 472/RC/RF/RW



Recess width	C	D	E1	E2
457 mm	525 mm	235 mm	265 mm	
610 mm	677 mm	299 mm	330 mm	
762 mm	830 mm	364 mm	395 mm	
914 mm	980 mm	428 mm	460 mm	

In the drawing, a unit front thickness of 19 mm and a Gaggenau unit handle of 49 mm were taken as a basis.