



WM260163



WA200001:
Accessory

Frontloader Washing Machine 200 series 9 kg, 1600 rpm WM260163

- Intelligent dosage system iDos for automatic in-flow control of liquid detergent and softener
- 9 kg drum with interior lighting
- Large porthole with 180 ° door opening angle
- Innovative BLDC motor technology for more performance, higher durability as well as less energy consumption and noise
- Stain Automatic for stain specific programme cycles
- Intelligent dosage system iDos for automatic in-flow control of liquid detergent and softener

9 kg drum with interior lighting

Large porthole with 180 ° door opening angle

Innovative BLDC motor technology for more performance, higher durability as well as less energy consumption and noise

Stain Automatic for stain specific programme cycles

Energy efficiency class A+++

Handling

Electronic control.

Illuminated rotary knob with integrated On-Off switch.

Touch key operation.

TFT display with clear text and symbols.

Loading indicator with dosage recommendation.

Programme sequence and remaining time display.

Time delay up to 24 hours.

Multiple signal tones.

Technical Features

Aqua sensor.

Aqua stop.

Flow-through sensor.

Anti-stain automatic.

Continuous automatic load adjustment.

Foam detection system.

Spin speed selection from 400 to 1600 rpm.

Top-up function.

Automatic stabilisation.

Anti-crease.

Child lock.

Home network integration for digital services (Home Connect) wireless via WiFi.

The use of the Home Connect functionality depends on the Home Connect services, which are not available in every country. For further information please check: home-connect.com.

Programmes

Cottons.

Easy Care.

Shirts/blouses.

Super 15/30.

Hygiene.

Automatic Soft.

Features

Powder detergent drawer with automatic cleaning mode after every wash cycle.

2 iDos tanks with 1.3 and 0.5 l capacity for liquid detergent or softener.

Stainless steel drum with wave structure.

Drum interior lighting.

Volume capacity from 1 to 9 kg.

Consumption data

Energy efficiency class A+++ at a range of energy efficiency classes from A+++ to D.

Water consumption 11220 l/year.

Energy consumption 152 kWh/year.

Planning notes

Left-hinged.

Height-adjustable feet.

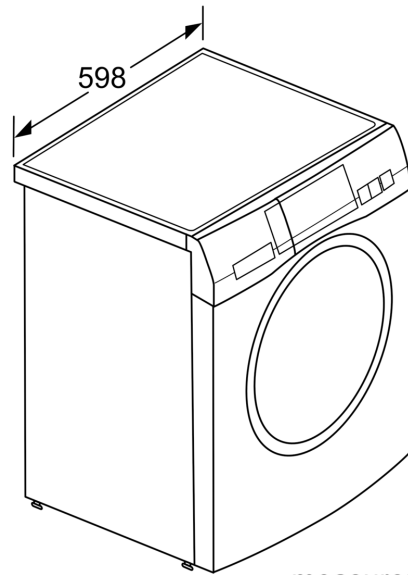
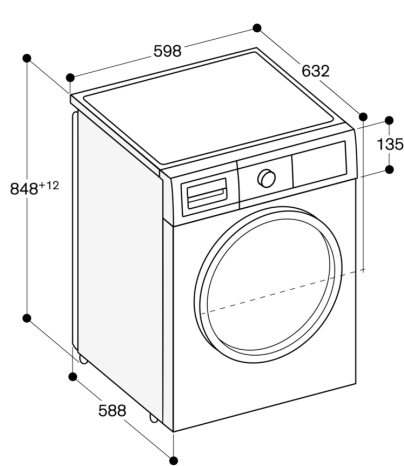
Height for slide-under installation: 85 cm.

Connection

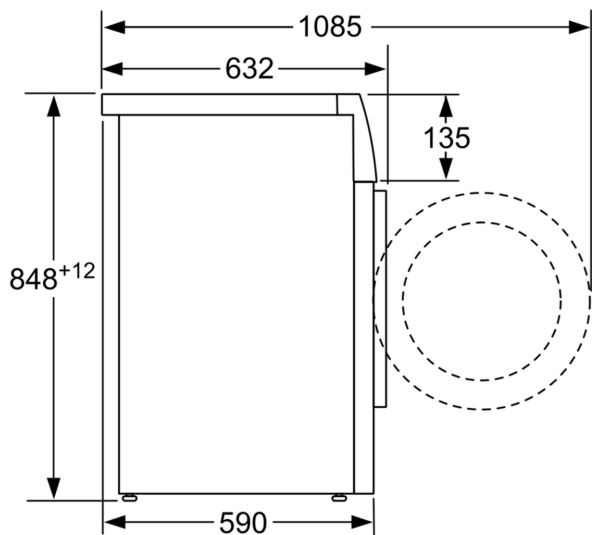
Total connected load 2.3 KW.

Connection cable 1.60 m with plug.

Water connection with 3/4 " screw joint.



measurements in mm



measurements in mm