



**BO470111**  
**Oven 400 series**  
**Stainless steel-backed full glass door**  
**Width 60 cm**  
**Right-hinged**  
**Controls at the top**

**Handleless door / automatic door opening**  
**Pyrolytic system**  
**17 heating methods with core temperature probe, rotisserie spit and baking stone function**  
**TFT touch display**  
**Panel-free appliance with surface control module**  
**Electronic temperature control from 30 °C to 300 °C**  
**Net volume 76 litres**

#### Heating methods

Hot air.  
 Eco hot air.  
 Top + bottom heat.  
 Top + 1/3 bottom heat.  
 Top heat.  
 1/3 top + bottom heat.  
 Bottom heat.  
 Hot air + bottom heat.  
 Hot air + 1/3 bottom heat.  
 Full surface grill + circulated air.  
 Full surface grill.  
 Compact grill.  
 Baking stone function.  
 Roaster function.  
 Dough proofing.  
 Defrosting.  
 Keeping warm.

#### Handling

Automatic door opening.  
 Rotary knob and TFT touch display operation.  
 Clear text display.  
 Option to save individual recipes (incl. core temperature probe).  
 Information key with use indicators.  
 Side-opening door opens up to 180° angle.

**Features**  
 Core temperature probe with automatic shut-off.  
 Rotisserie spit.  
 Baking stone socket.  
 Actual temperature display.  
 Rapid heating.  
 Timer functions: cooking time, cooking time end, timer, stopwatch, long-term timer.  
 60 W halogen light on the top.  
 2 x 10 W halogen light on the side.  
 Enamelled side shelf supports with 4 tray levels, pyrolysis-safe.

#### Safety

Thermally insulated door with quadruple glazing.  
 Child lock.  
 Safety shut-off.  
 Cooled housing with temperature protection.

#### Cleaning

Pyrolytic system.  
 Gaggenau enamel.  
 Heated catalyser to clean the oven air.

#### Planning notes

Door hinge not reversible.  
 The door panel surface of the appliance extends 47 mm from the furniture cavity.  
 If the handle (optional accessory) is retrofitted, the outer edge of the door handle extends 94 mm from the furniture cavity.

#### Characteristics

**Color / Material Front**  
 Stainless steel

**Built-in / Free-standing**  
 Built-in

**Integrated Cleaning system**  
 Pyrolytic

**Required niche size for installation (HxWxD)**  
 590-590 x 560-560 x 550

**Dimensions of the product (mm)**  
 595 x 590 x 547

**Dimensions of the packed product (HxWxD) (mm)**  
 780 x 760 x 680

**Control Panel Material**  
 without panel

**Door Material**  
 Stainless steel behind glass

**Net weight (kg)**  
 62.109

**Usable volume of cavity (l)**  
 76

**Cooking method**  
 Baking stone function, Bottom heat, Bottom heating, 1/3 top heat., Conventional heat, Defrost, Dough proving setting, Full width grill, Half width grill, Hot Air, Hot air and 1/1 bottom heating, Hot air and 1/3 bottom heating, Hot Air-Eco, Hot air grilling, Roaster function, Top heat, Top heating, 1/3 bottom heat., warming

**First cavity material**  
 Enamelled

**Number of interior lights**  
 3

**Approval certificates**  
 Australia Standards, CCC, CE, China, China ROHS 20, Eurasian, G-Mark, Ukraine, VDE

**Length electrical supply cord (cm)**  
 Interior Lights - cavity 1  
 3

**Pull-out system**  
 Accessory

**Clock function**  
 Alarm, Off, On, timer

**Included accessories**  
 2 x enamel baking tray, suit. pyrolytic clean, 1 x rotary spit, 1 x glass pan, 1 x grill shelf, 1 x grill tub with grid, 1 x pluggable meat probe

**Bake Element Wattages cavity 1 (W)**  
 Broil Element Wattages cavity 1 (W)  
 3000

**Convection Element Wattages cavity 1 (W)**  
 2100

**Microwave wattage cavity 1 (W)**  
 Drawer wattage (W)

**Consumption and connection features**  
**Energy efficiency class - NEW (2010/30/EC)**  
 A

**Energy consumption per cycle conventional - NEW (2010/30/EC)**  
 1.25

**Energy consumption gas oven per cycle conventional - NEW (2010/30/EC)**  
 Energy consumption per cycle forced air convection - NEW (2010/30/EC)  
 0.83

**Energy consumption gas oven per cycle forced air convection - NEW (2010/30/EC)**  
 Energy efficiency index (2010/30/EC)  
 95.4

**Connection Rating (W)**  
 3700

**Current (A)**  
 16

**Voltage (V)**  
 220-240

**Frequency (Hz)**  
 50

**Plug type**  
 fixed connection, no plug

**Connecting cable type**  
 Universal Product Code

**Color / Material Front**  
 Stainless steel

Consider the overhang, incl. the door handle where applicable, when planning to open drawers next to the appliance.

When planning a corner solution, pay attention to the 90° door opening angle.

To achieve the 550 mm installation depth, the connection cable needs to follow the slanted edge on the lower right hand corner of the housing. The mains socket needs to be planned outside of the built-in niche.

#### Connection

Energy efficiency class A at a range of energy efficiency classes from A+++ to D.

Total connected load 3.7 kW.  
 Plan a connection cable.

#### Color Variants

**BO470111**  
**Stainless steel-backed full glass door**  
**Width 60 cm**

**BO470101**  
**Full glass door in Gaggenau Anthracite**  
**Width 60 cm**

#### Included accessories

2 x enamel baking tray, suit. pyrolytic clean.  
 1 x rotary spit.  
 1 x glass pan.  
 1 x grill shelf.  
 1 x grill tub with grid.  
 1 x pluggable meat probe.

#### Optional accessories

**BA016105**  
**Pull-out system**

**BA026105**  
**Grill tray, enamelled**

**BA026115**  
**Baking tray, enamelled**

**BA036105**  
**Wire rack, chromium-plated**

**BA046115**  
**Glass tray**

**BA056115**  
**Heating element for baking stone and Gastronorm roaster.**

**BA056133**  
**Baking stone.**

**BS020002**  
**Pizza paddle, set of 2.**

**GN340230**  
**Gastronorm roaster in cast aluminium.**

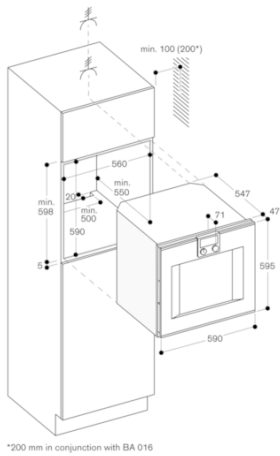
#### Installation Accessories

**BA476110**  
**Handle bar, stainless steel**

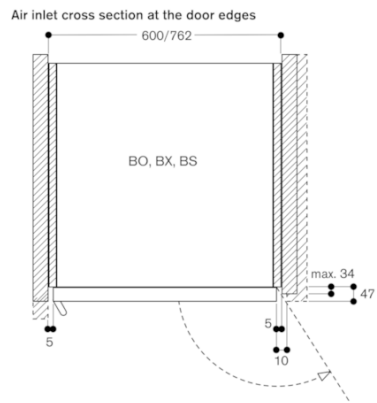
#### Product Variants

**BO471111**  
**Oven 400 series**  
**Stainless steel-backed full glass door**  
**Width 60 cm**  
**Left-hinged**  
**Controls at the top**

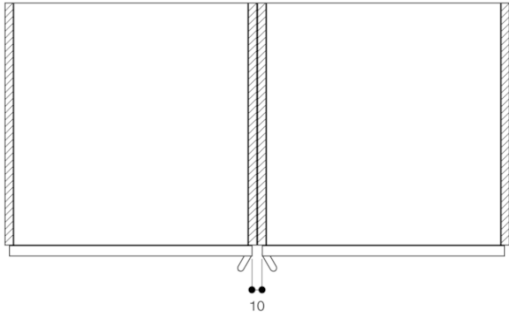
**BO470111**  
**Oven 400 series**  
**Stainless steel-backed full glass door**  
**Width 60 cm**  
**Right-hinged**  
**Controls at the top**  
 2019-10-29  
 Page 2



\*200 mm in conjunction with BA 016



When installed next to each other



Cross section of the top/bottom door edge gaps

