



**BO471111**

#### Included accessories

2 x enamel baking tray, suit. pyrolytic clean  
 1 x rotary spit  
 1 x glass pan  
 1 x grill shelf  
 1 x grill tub with grid  
 1 x pluggable meat probe

#### Optional accessories

**BA016105:**

1 telescopic shelf rail, for 60cm oven

**BA026105:**

Grill tray, for oven BO47\*

**BA026115:**

Baking tray, for 60cm oven

**BA036105:**

wire rack, for 60cm oven

**BA046115:**

Glass tray, for 60cm oven

**BA056115:**

Heating elem. 230 V, for 60cm oven

**BA056133:**

Baking stone for 60 cm oven

**BS020002:**

Set of 2 pizza paddles

**GN340230:**

Gastronorm roaster GN 2/3

#### Installation accessories

**BA476110:**

Accessory 400 series, handle 60cm BO ss

#### Built-in oven 400 series

60 x 60 cm, Door Hinge: left, Stainless steel-backed full glass door

**BO471111**

Handleless door / automatic door opening

Pyrolytic system

17 heating methods with core temperature probe, rotisserie spit and baking stone function

TFT touch display

Panel-free appliance with surface control module

Electronic temperature control from 30 °C to 300 °C

Net volume 76 litres

#### Heating methods

Hot air.

Eco hot air.

Top + bottom heat.

Top + 1/3 bottom heat.

Top heat.

1/3 top + bottom heat.

Bottom heat.

Hot air + bottom heat.

Hot air + 1/3 bottom heat.

Full surface grill + circulated air.

Full surface grill.

Compact grill.

Baking stone function.

Roaster function.

Dough proofing.

Defrosting.

Keeping warm.

#### Handling

Automatic door opening.

Rotary knob and TFT touch display operation.

Clear text display.

Option to save individual recipes (incl. core temperature probe).

Information key with use indicators.

Side-opening door opens up to 180° angle.

#### Features

Core temperature probe with automatic shut-off.

Rotisserie spit.

Baking stone socket.

Actual temperature display.

Rapid heating.

Timer functions: cooking time, cooking time end, timer, stopwatch, long-term timer.

60 W halogen light on the top.

2 x 10 W halogen light on the side.

Enamelled side shelf supports with 4 tray levels, pyrolysis-safe.

#### Safety

Thermally insulated door with quadruple glazing.

Child lock.

Safety shut-off.

Cooled housing with temperature protection.

#### Cleaning

Pyrolytic system.

Gaggenau enamel.

Heated catalyser to clean the oven air.

#### Planning notes

Door hinge not reversible.

The door panel surface of the appliance extends 47 mm from the furniture cavity.

If the handle (optional accessory) is retrofitted, the outer edge of the door handle extends 94 mm from the furniture cavity.

Consider the overhang, incl. the door handle where applicable, when planning to open drawers next to the appliance.

When planning a corner solution, pay attention to the 90° door opening angle.

To achieve the 550 mm installation depth, the connection cable needs to follow the slanted edge on the lower right hand corner of the housing.

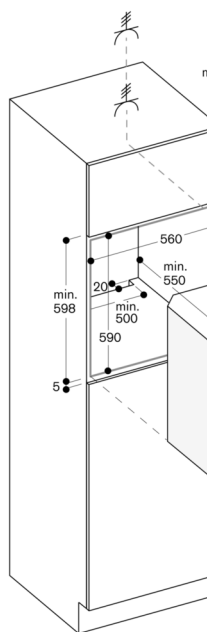
The mains socket needs to be planned outside of the built-in niche.

#### Connection

Energy efficiency class A at a range of energy efficiency classes from A+++ to D.

Total connected load 3.7 KW.

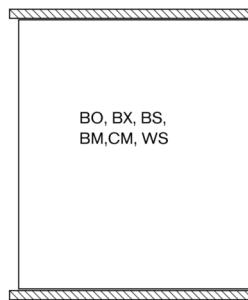

Plan a connection cable.



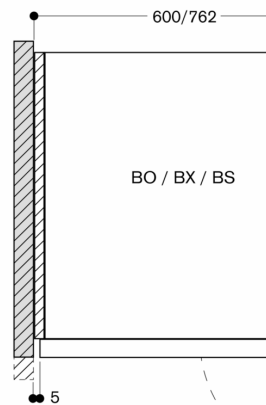
\*200 mm in conjunction with BA 0

Cross section of the top/bottom

When installed next to each other



Air inlet cross section at the do



Measurements in mm