



## RB472301

Vario fridge-freezer combination 400 series

with fresh cooling

fully integrated

Niche width 76.2 cm, Niche height 213.4 cm

With one door

Stainless steel interior  
Generous lighting concept  
Solid aluminium door racks  
Net volume 438 litres  
Integrated ice maker with fixed inlet water connection  
One motorised glass shelf, adjustable when fully loaded  
Fully extendable freezer drawer with practical divider  
Energy efficiency class A++

### Handling

Electronic temperature control with digital display.

### Technical Features

Dynamic cold air distribution.  
Automatic defrosting with defrost water evaporation.  
Activated charcoal air filter.  
Rest mode certified by Star-K.  
Open-door and malfunction alarm.

### Cooling

Net volume 319 litres.  
No-Frost technology with fast cooling.  
Temperature adjustable from +2 °C to +8 °C.  
3 safety glass shelves, 1 of which is motorised.  
1 fully extendable drawer with transparent front.  
Bright interior lighting with light pillars.  
2 height-adjustable door racks, 1 of which is extra deep.  
1 door rack with transparent front flap.

### Fresh cooling

No-frost technology.  
1 full width fully extendable fresh cooling drawer with transparent front, manually controllable.

### Freezing

Net volume 119 litres.  
No-frost technology with fast freezing.  
Temperature adjustable from -16 °C to -24 °C.  
4-star freezer compartment.  
Freezing capacity 14 kg/24 h.  
Storage time after a malfunction 17 h.  
2 fully extendable drawers.  
Interior lighting with 1 spot.

### Ice maker

Integrated in the freezer compartment, with fixed inlet water connection.  
Can be switched off.  
Ice cube production approx. 1.7 kg/24 h.  
Removable ice storage container with approx. 3 kg capacity.

### Consumption data

Energy efficiency class A++ at a range of energy efficiency classes from A++ to D.  
Energy consumption 292 kWh/year.  
Noise level 42 dB (re 1 pW).

### Planning notes

Flat hinge.  
Door hinge right, reversible.  
Door opening angle of 115°, fixable at 90°.  
Max. door panel weight:  
Door 35 kg.  
Drawer 10 kg.  
Shut-off valve for water connection must be planned next to the appliance and always be accessible.

## Characteristics

Built-in / Free-standing

Built-in

Number of compressors

2

Number of independent cooling systems

2

Width of the product (mm)

756

Height (mm)

2125

Depth of the product

608

Net weight (kg)

193.187

Required niche size for installation (HxWxD)

2134.0 x 762.0 x 610

Door panel options

Not possible

Door hinge

Right reversible

Number of Adjustable Shelves in fridge compartment

2

Shelves for Bottles

No

Frost free system

Full

Interior ventilator

Yes

Reversible Door Hinge

Yes

Length electrical supply cord (cm)

300

Noise level (dB)

42

Multi-Flow Air Tower

Yes

Fast cooling switch

Yes

Fast freezing switch

Yes

Carbon Air Filter

No

Temperature Controlled Drawer

No

Humidity Control Drawer

Yes

Number of Door Bins - Refrigerator

3

Door bin adjustability - Refrigerator

No

Tilt-out door bins in fridge

Yes

Number of Gallon storage

1

No. of shelves in fridge

3

Number of shelves - Freezer

Shelf Adjustability - Freezer

No

Capacity of Water Tank [l]

## Consumption and connection features

Connection Rating (W)

525

Current (A)

10

Voltage (V)

220-240

Frequency (Hz)

50

Energy consumption (kWh)

Freezing capacity (kg)

Storage Period in Event of Power Failure (h)

17

Approval certificates

CE, ETL, ETL, VDE

Universal Product Code

825225955689

Color / Material body

Colour.Material door

Door panel options

Not possible

Noise level (dB)

42

Total annual energy consumption (kWh)

Energy Star Qualified

If the water pressure exceeds 0.8 MPa (8 bar), connect pressure relief valve between water tap and hose set.

## Connection

Total connected load 0.525 kW.

Connecting cable 3.0 m, pluggable.

Water inlet.

Supply hose 3.0 m with 3/4 " connection.

Water pressure 2 to 8 bar.

## Color Variants

RB472301

with fresh cooling

fully integrated

## Included accessories

1 x egg box with lid.

1 x ice cube scoop.

## Required installation accessories

RA460000

Accessory for side-by-side installation.

Required if appliances are installed handle to handle. Not required if appliances are installed more than 160 mm apart from each other. Included in delivery for RF and RW.

## Installation Accessories

RA421712

Stainless steel door panels with handles

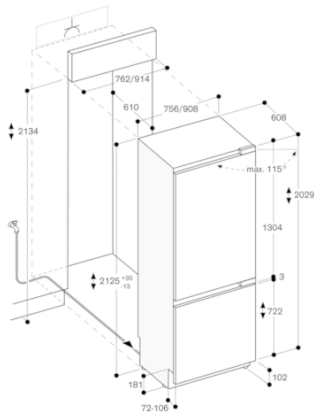
RA425110

Handle bar, stainless steel, long

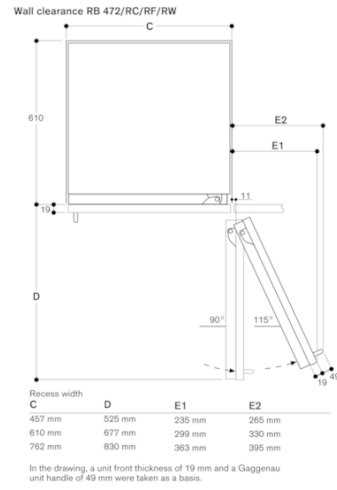
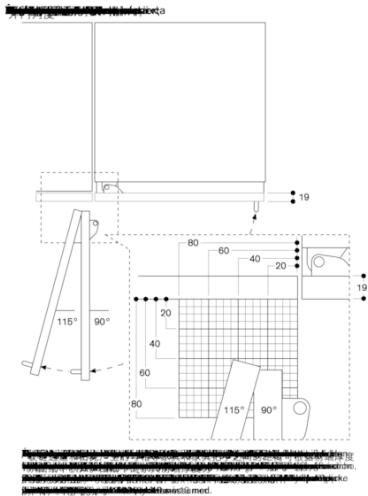

RA425710

Handle bar, stainless steel, short

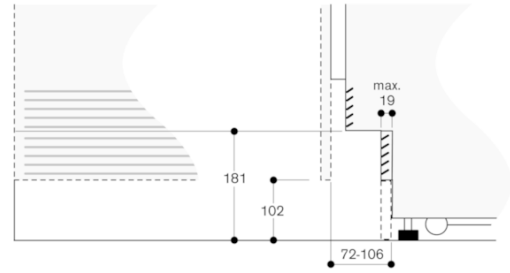
RB472301  
 Vario fridge-freezer combination 400 series  
 with fresh cooling  
 fully integrated  
 Niche width 76.2 cm, Niche height 213.4 cm  
 cm  
 With one door  
 2019-04-25  
 Page 2



The maximum door panel dimensions are based on a clearance of 3 mm.



Base detail



Based on the standard height of the appliance, the height of the plinth is 102 mm. Maximum thickness of the plinth is 19 mm.