



RF282303
Freezer 200 series
Fully integrated
Niche width 56 cm, Niche height 177.5 cm



Flexible interior configuration: all drawers and safety glass shelves can be removed
 Combines with fridge RC 282 (side-by-side integration)
 Combines with wine climate cabinet RW 282 (side-by-side integration)
 Cushioned door closing system allowing a soft and controlled door closure
 Net volume 211 litres

Handling
 Electronic temperature control with temperature display.
 Touch keys.

Technical features
 Dynamic cold air distribution.
 Cushioned door closing system from 20° door opening angle, integrated in door hinge.
 Open-door and malfunction alarm.

Freezing
 No-frost technology with fast freezing. Temperature adjustable from -14 °C to -24 °C.
 4-star freezer compartment.
 Freezing capacity 20 kg/24 h.
 Storage time after a malfunction 22 h.
 5 freezer drawers, 2 of which extra large.
 4 safety glass shelves between the freezer drawers.
 2 safety glass shelves with transparent front.
 All freezer drawers and safety glass shelves can be removed.
 Net volume 211 litres.

Consumption data
 Energy efficiency class A++ at a range of energy efficiency classes from A++ to D.
 Energy consumption 243 kWh/year.
 Noise level 36 dB (re 1 pW).

Planning notes
 Flat hinge.
 Door hinge left, reversible.
 Door opening angle of 115°, fixable at 90°.
 Max. door panel weight 22 kg.

Connection
 Total connected load 0.120 KW.
 Connecting cable 2.3 m with plug.

Characteristics
Product category
 Upright freezer
Built-in / Free-standing
 Built-in
Color / Material body
Frost free system
 Full
Climate class
 SN-T
Door panel options
 Not possible
Width of the appliance
 558
Depth of the product
 545
Dimensions of the packed product (HxWxD)
 1840 x 640 x 620
Required niche size for installation (HxWxD)
Warning signal / malfunction
 visual and audible
Defrost process
Cover door installation system
 Fixed-mounted
Number of drawers/baskets (Stck)
 5
Number of freezing flaps (Stck)
 2
Lockable door
 No
Thermometer freeze section
 Digital
Light
 No
Length electrical supply cord
 230
Door hinge
 Left reversible
Net weight
 68.9
Gross weight
 74.2
Multi-Flow Air Tower
 No
Number of compressors
 1
Number of independent cooling systems
 1
Economy setting
 No
Fast freezing switch
 No
Number of Door Bins - Freezer
Door bin adjustability - Freezer
 No
Tilt-out door bins in freezer
 No
Number of shelves - Freezer
 0
Door bin adjustability - Freezer
 No
Shelf Material - Freezer
 Safety glass
Reversible Door Hinge
 Yes
Connection rating
 120
Fuse protection
 10
Frequency
 50
Approval certificates
 CE, G-Mark, VDE
Energy consumption
Total annual energy consumption
Energy efficiency rating
 A++
Energy consumption annual - NEW (2010/30/EC)
 243.00
Refrigerator Net capacity - NEW (2010/30/EC)
Freezer Net capacity - NEW (2010/30/EC)
 211
Frost free system
 Full
Freezing capacity) - NEW (2010/30/EC)
 20

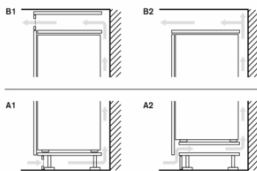
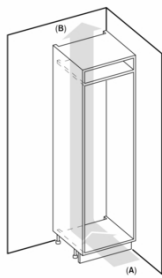
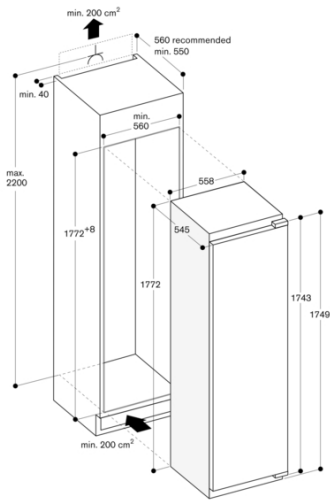

Color Variants
RF282303
Fully integrated
Niche width 56 cm, Niche height 177.5 cm

Included accessories
 2 x cold accumulator.
 1 x ice cube tray.

Optional accessories
RA260000
Heavy duty hinge support

RF282303
Freezer 200 series
Fully integrated
Niche width 56 cm, Niche height 177.5 cm

2022-10-27
Page 2



A: Air inlet $\geq 200 \text{ cm}^2$; ventilation options A1 or A2
B: Air outlet $\geq 200 \text{ cm}^2$; ventilation options B1 or B2