



RF411304



Included accessories

1 x ice cube scoop
1 x connection set
1 x Ice storage container large

Optional accessories

RA448220:
Ice container, small, 90° door fixation

RA450012:
Water filter Vario 400

Installation accessories

RA428110:
SS door w/o handle 45,7cm / 18"

RA460013:
Heating side kit 230V

RA460020:
Frontpanel connection long

RA464113:
Vent grille 45.7cm / 18" with filter

RA421110:
SS door 45,7cm / 18"

RA423140:
Side trims, long

RA425110:
Vario SS handle 1131 mm

Vario freezer 400 series 212.5 x 45.1 cm, soft close flat hinge RF411304

Stainless steel interior with solid anthracite aluminium elements

Warm white and glare-free LED light spots

Opening assist for door with two options:

1. Push-to-open function for integration into handleless furniture front
2. Pull-to-open function to facilitate opening the door using a handle

The drawers in the RC and RF models are positioned at the same height. With side-by-side installation, the glass shelves and door racks can be aligned on the same level

Material and aesthetics of interior as for RC model

- Glass shelves - Solid anthracite aluminium door racks

Flat stainless steel inner door, full-length

Almost invisible rail system for shelves and door racks for flexible positioning

Integrated ice maker with fixed inlet water connection

TFT touch display

Net volume 226 litres

Handling

TFT touch display operation.

Clear text display.

Technical features

Dynamic cold air distribution.

Automatic defrosting with defrost water evaporation.

Cushioned door closing system.

Rest mode certified by Star-K.

When rest mode is active, the appliance can only be opened using a handle.

Open-door and malfunction alarm.

Selected digital services (Home Connect)

Remote control and monitoring.

Remote diagnostics.

Home network integration for digital services (Home Connect) wireless via WiFi.

The use of the Home Connect functionality depends on the Home Connect services, which are not available in every country. For further information please check: home-connect.com.

Freezing

No-frost technology with fast freezing at -30 °C.

Temperature adjustable from -24 °C to -14 °C.

4-star freezer compartment.

Freezing capacity 16 kg/24 h.

Storage time after a malfunction 10 h.

4 safety glass shelves, white glass, 3 of which are individually height adjustable.

2 fully extendable drawers with transparent front.

Brilliant LED light spots with warm white, glare-free light (3500 K).

Flat door rail system with fully flexible positioning of door racks.

4 height-adjustable door racks.

Ice maker

Integrated in the freezer compartment, with fixed water connection (inlet).

Particle filter for water inlet, integrated in ventilation grille area.

Saturation indicator shown in TFT touch display. Can be switched off.

Ice cube production approx. 1.4 kg/24 h.

Removable ice storage container with approx. 4 kg capacity.

Consumption data

Energy efficiency class A++ at a range of energy efficiency classes from A+++ to D.

Energy consumption 253 kWh/year.

Noise level 42 dB (re 1 pW).

Planning notes

Flat hinge.

Door hinge left, reversible.

Door opening angle of 115°, fixable at 90°.

In case of door opening angle of 90°, the drawers have restricted access and the standard ice storage container cannot be taken out. To make it possible it has to be exchanged for the small ice storage container (RA44822). This change must be done prior to fixing the door.

Max. door panel weight 59 kg.

Shut-off valve for water connection must be planned next to the appliance and always be accessible.

If the water pressure exceeds 0.8 MPa (8 bar), connect pressure relief valve between water tap and hose set.

Connection

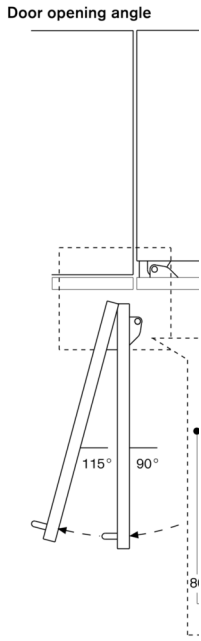
Total connected load: 0.300 KW.

Connecting cable 3.0 m, pluggable.

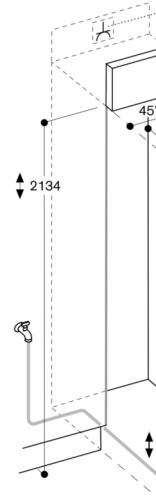
Water inlet.

Supply hose 2.0 m with 3/4" connection.

Water pressure 2 to 8 bar.



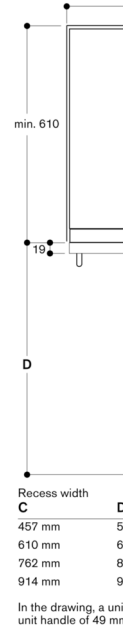
The hinge travel and resulting units and handles can be for the thickness of the front panel thickness of 19



A: Socket
Maximum door panel dime

Measurements in mm

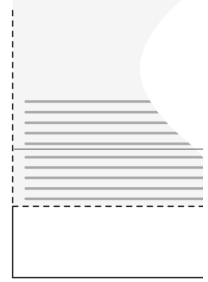
Wall clearance RB 47



Recess width C	D
457 mm	52
610 mm	67
762 mm	83
914 mm	98

In the drawing, a unit handle of 49 mm

Base detail



Based on the standard ap plinth is 102 mm. Maximur