



Color Variants

RF463301
Fully integrated
Niche width 61 cm, Niche height 213.4 cm

Installation Accessories

RA422610
Stainless steel door panel with handle
RA425110
Handle bar, stainless steel, long
RA460020
Connecting element for vertically split appliance fronts (for a flush front).

RF463301
Vario freezer 400 series
Fully integrated
Niche width 61 cm, Niche height 213.4 cm
Left-hinged

Stainless steel interior
Generous lighting concept
Integrated ice maker with fixed inlet water connection
Illuminated dispenser for ice cubes, crushed ice and chilled water
Solid aluminium door racks
Net volume 299 litres
Energy efficiency class A+

Handling

Electronic temperature control with digital display.

Technical Features

Dynamic cold air distribution.
Automatic defrosting with defrost water evaporation.
Rest mode certified by Star-K.
Open-door and malfunction alarm.

Freezing

No-frost technology with fast freezing.
Temperature adjustable from -16 °C to -24 °C.
4-star freezer compartment.
Freezing capacity 14 kg/24 h.
Storage time after a malfunction 12 h.
4 solid metal shelves, 2 of which are manually adjustable.
2 fully extendable drawers with transparent front, 1 of which large, 1 regular.
Bright interior lighting with light pillars.
1 extra deep door rack.
1 door rack with transparent front flap.

Ice and water dispenser

Illuminated.
Integrated, with fixed inlet water connection.
Can be switched off.
Ice cube production approx. 1.9 kg/24 h.
Ice cubes and crushed ice.
Removable ice storage container with approx. 3 kg capacity.
Ice water supply approx. 1.5 litres.

Consumption data

Energy efficiency class A+ at a range of energy efficiency classes from A+++ to D.
Energy consumption 342 kWh/year.
Noise level 41 dB (re 1 pW).

Planning notes

Flat hinge.
Door opening angle of 115°, fixable at 90°.
Max. door panel weight 57 kg.
Shut-off valve for water connection must be planned next to the appliance and always be accessible.
If the water pressure exceeds 0.8 MPa (8 bar), connect pressure relief valve between water tap and hose set.

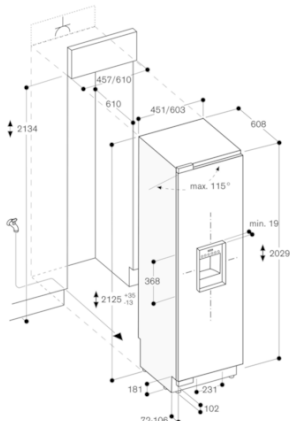
Connection

Total connected load 0.592 kW.
Connecting cable 3.0 m, pluggable.
Water inlet.
Supply hose 3.0 m with 3/4" connection.
Water pressure 2 to 8 bar.

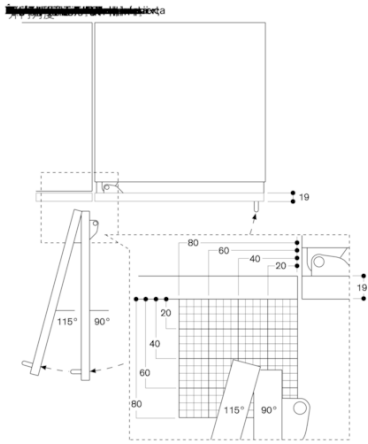
Characteristics

Product category
Upright freezer
Built-in / Free-standing
Built-in
Color / Material body
Frost free system
Full
Climate class
SN-T
Door panel options
Not possible
Width of the product (mm)
603
Depth of the product
608
Dimensions of the packed product (HxWxD) (mm)
2270 x 740 x 700
Required niche size for installation (HxWxD)
2134.0 x 610 x 610
Warning signal / malfunction
No signal
Defrost process
Cover door installation system
Fixed-mounted
Number of drawers/baskets (Stck)
2
Number of freezing flaps (Stck)
0
Lockable door
No
Thermometer freeze section
Digital
Light
Yes
Length electrical supply cord (cm)
300
Door hinge
Left
Net weight (kg)
163.772
Gross weight (kg)
179.0
Multi-Flow Air Tower
Yes
Number of compressors
1
Number of independent cooling systems
1
Economy setting
Yes
Fast freezing switch
Yes
Number of Door Bins - Freezer
2
Door bin adjustability - Freezer
No
Tilt-out door bins in freezer
Yes
Number of shelves - Freezer
2
Door bin adjustability - Freezer
No
Shelf Material - Freezer
Reversible Door Hinge
No
Consumption and connection features
Connection Rating (W)
592
Current (A)
10
Frequency (Hz)
50
Approval certificates
CE, VDE
Energy consumption (kWh)
Total annual energy consumption (kWh)
Universal Product Code
825225956099
Main colour of product
N/A
Door panel options
Not possible
Installation typology
N/A
Noise level (dB)
41

RF463301
 Vario freezer 400 series
 Fully integrated
 Niche width 61 cm, Niche height 213.4 cm
 Left-hinged
 2019-10-23
 Page 2

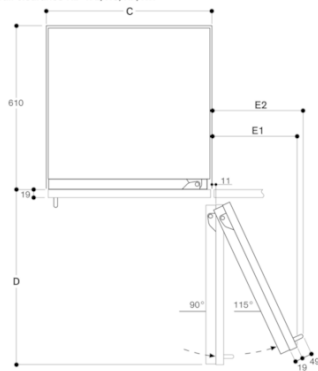


The maximum door panel dimensions are based on a clearance of 3 mm.



Technical drawing showing the door hinge mechanism. Dimensions include: hinge height 19 mm, hinge offset 80 mm, hinge depth 60 mm, hinge width 40 mm, hinge offset 20 mm, hinge depth 19 mm, hinge angle 115°, and hinge angle 90°.

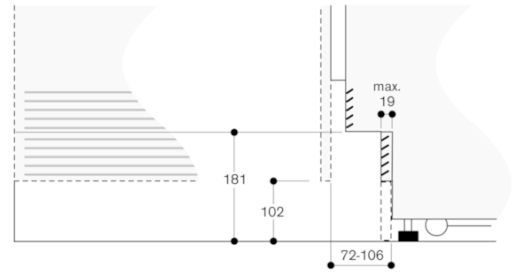
Wall clearance RB 472/RC/RF/RW



Recess width	D	E1	E2
457 mm	525 mm	235 mm	265 mm
610 mm	677 mm	299 mm	330 mm
762 mm	830 mm	363 mm	395 mm

In the drawing, a unit front thickness of 19 mm and a Gaggenau unit handle of 49 mm were taken as a basis.

Base detail



Based on the standard height of the appliance, the height of the plinth is 102 mm. Maximum thickness of the plinth is 19 mm.