



RS295355
Side-by-Side 200 series
With fresh cooling close to 0 °C
Freestanding, full glass door in Gaggenau Anthracite
Ice and water dispenser, black
Width 91.2 cm, height 175.6 cm



4 climate zones incl. fresh cooling close to 0 °C and fresh cooling
 Integrated ice maker with fixed inlet water connection
 Illuminated dispenser for ice cubes, crushed ice and chilled water in the door
 Net volume 541 litres

Handling
 Electronic temperature control with temperature display.
 Touch keys.

Technical Features
 Dynamic cold air distribution.
 Automatic defrosting with defrost water evaporation.
 Open-door and malfunction alarm.
 Child lock.
 Rest mode.
 Stainless steel coloured top and side panels.

Cooling
 Fast cooling.
 Temperature adjustable from +2 °C to +8 °C.
 4 safety glass shelves, 3 of which are height adjustable, 1 even without removing it.
 Wine and champagne rack for 4 bottles, removable.
 2 large door racks for bottles, 1 of which is height adjustable.
 4 door racks, 2 of which are height adjustable.
 LED lighting.
 1 full width drawer.
 Activated charcoal air filter.
 Net volume 368 litres.

Fresh cooling close to 0 °C
 1 full width fresh cooling drawer close to 0 °C.
 Ideal for meat, fish and poultry.

Fresh cooling
 1 full width fresh cooling drawer.
 Humidity can be adjusted manually.
 Ideal for fruit and vegetables.
 Net volume 26 litres.

Freezing
 No-frost technology with fast freezing.
 Temperature adjustable from -14 °C to -24 °C.
 Large 4-star freezer compartment.
 2 small 2-star areas.
 Freezing capacity 12 kg/24 h.
 Storage time after a malfunction 12 h.
 3 safety glass shelves, 2 of which are height adjustable.
 2 large freezer drawers.
 All freezer drawers and safety glass shelves can be removed.
 4 door racks.
 Net volume 173 litres.

Ice and water dispenser
 Light can be switched on separately.
 Suitable also for large drinking vessels.
 Ice maker integrated in the freezer compartment, with fixed inlet water connection.
 Can be switched off.
 Ice cube production approx. 1 kg/24 h.
 Ice cubes and crushed ice.
 Removable ice storage container with approx. 2.3 kg capacity.
 Ice water supply approx. 1 litres.

Consumption data

Characteristics
Built-in / Free-standing
 Free-standing
Number of compressors
 1
Number of independent cooling systems
 2
Width of the product
 912
Height
 1756
Depth of the product
 732
Net weight
 162.765
Required niche size for installation (HxWxD)
Door panel options
 Not possible
Door hinge
 left and right
Number of Adjustable Shelves in fridge compartment
 3
Shelves for Bottles
 Yes
Frost free system
Interior ventilator
 No
Reversible Door Hinge
 No
Length electrical supply cord
 240
Noise level
 42
Multi-Flow Air Tower
 Yes
Fast cooling switch
 Yes
Fast freezing switch
 No
Carbon Air Filter
 No
Temperature Controlled Drawer
 No
Humidity Control Drawer
 No
Number of Door Bins - Refrigerator
 5
Door bin adjustability - Refrigerator
 No
Tilt-out door bins in fridge
 Yes
Number of Gallon storage
 2
No. of shelves in fridge
 4
Number of shelves - Freezer
 2
Shelf Adjustability - Freezer
 Yes
Capacity of Water Tank
 1.0
Connection rating
 190
Fuse protection
 10
Voltage
 220-240
Frequency
 50-60
Energy consumption
Freezing capacity
Energy efficiency rating
 A++
Energy consumption annual - NEW (2010/30/EC)
 348.00
Refrigerator Net capacity - NEW (2010/30/EC)
 368
Freezer Net capacity - NEW (2010/30/EC)
 173
Frost free system
Freezing capacity) - NEW (2010/30/EC)
 12
Storage Period in Event of Power Failure (h)
 12
Approval certificates
 CE, Eurasian, VDE

Energy efficiency class A++ at a range of energy efficiency classes from A++ + to D.
 Energy consumption 348 kWh/year.
 Noise level 42 dB (re 1 pW).

Planning notes
 Wall recess of 11 mm necessary.
 Front and back casters height adjustable from the front by 15 mm.
 Door opening angle of both doors 122°, freezer zone useable at 90°.
 The socket and shut-off valve must be planned next to the appliance and always be accessible.
 If the water pressure exceeds 0.8 MPa (8 bar), connect pressure relief valve between water tap and hose set.
 Weight when empty 163.

Connection
 Total connected load 0.190 KW.
 Connecting cable 2.4 m with plug.
 Water inlet.
 Supply hose 3.0 m with 3/4 " connection.
 Water pressure 2 to 8 bar.

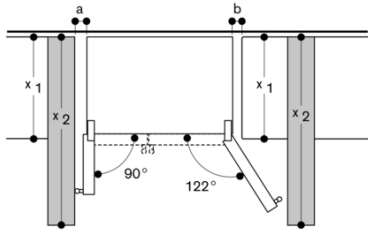
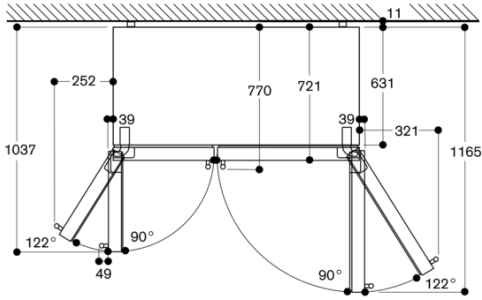
Color Variants

RS295355
With fresh cooling close to 0 °C
Freestanding, full glass door in Gaggenau Anthracite

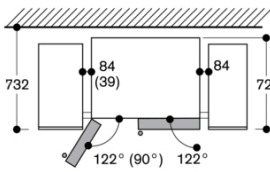
Included accessories

2 x cold accumulator.
 1 x egg tray.

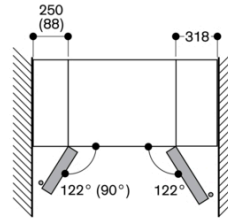
RS295355
 Side-by-Side 200 series
 With fresh cooling close to 0 °C
 Freestanding, full glass door in
 Gaggenau Anthracite
 Ice and water dispenser, black
 Width 91.2 cm, height 175.6 cm
 2022-01-31
 Page 2



x ₁ (unit depth)	a	b
600	39	39
650	39	53
700	39	85
x ₂ (wall)	88	321

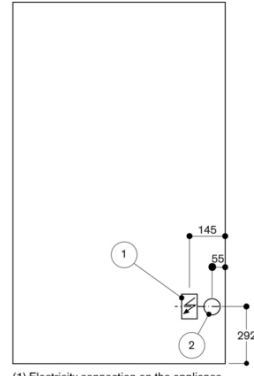


If fully integrated, side clearances of 84 mm must be provided (for a 90° door opening, a clearance of 39 mm is permissible on the left). If the door is opened 90°, the ice maker can be removed. The drawers can be removed if the door is opened to 122°.

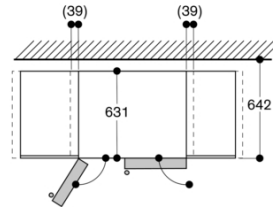


If integrated next to a side wall, there must be a clearance of 250 on the left and 318 mm on the right so that the ice maker and drawers can be removed. For a 90° door opening, a clearance of 88 mm is permissible on the left. The drawers cannot be removed.

View from rear



(1) Electricity connection on the appliance
 (2) Water connection on the appliance



Door opens only 100° when the body of the appliance is integrated with adjacent furniture units. For a 122° door opening, a clearance of 39 mm is necessary.

RS295355
Side-by-Side 200 series
With fresh cooling close to 0 °C
Freestanding, full glass door in
Gaggenau Anthracite
Ice and water dispenser, black
Width 91.2 cm, height 175.6 cm
2022-01-31
Page 3

