



Color Variants

RY492301
with fresh cooling
fully integrated

Included accessories

1 x egg box with lid.
1 x ice cube scoop.

Required installation accessories

RA460000
Accessory for side-by-side installation.
Required if appliances are installed
handle to handle. Not required if
appliances are installed more than 160
mm apart from each other. Included in
delivery for RF and RW.

Installation Accessories

RA421912
Stainless steel door panels with
handles
RA425110
Handle bar, stainless steel, long
RA425910
Handle bar, stainless steel, short
RA460030
Connecting element for vertically split
fronts (for fridge-freezer combination).
RA461911
Ventilation grille stainless steel

RY492301

Vario fridge-freezer combination 400 series
with fresh cooling
fully integrated
Niche width 91.4 cm, Niche height 213.4 cm
With two doors

Stainless steel interior
Generous lighting concept
Solid aluminium door racks
Net volume 526 litres
Integrated ice maker with fixed inlet water connection
One motorised glass shelf, adjustable when fully loaded
One asymmetrically split glass shelf
Fully extendable freezer drawer with practical divider
Energy efficiency class A+

Handling

Electronic temperature control with digital display.

Technical Features

Dynamic cold air distribution.
Automatic defrosting with defrost water evaporation.
Activated charcoal air filter.
Rest mode certified by Star-K.
Open-door and malfunction alarm.

Cooling

Net volume 380 litres.
No-Frost technology with fast cooling.
Temperature adjustable from +2 °C to +8 °C.
2 safety glass shelves, 1 of which is motorised.
1 asymmetrically split safety glass shelf, manually adjustable.
2 fully extendable drawers with transparent front.
Bright interior lighting with light pillars.
4 height adjustable door racks, 2 of which are extra deep.
2 door racks with transparent front flap.

Fresh cooling

No-frost technology.
1 full width fully extendable fresh cooling drawer with transparent front, manually controllable.

Freezing

Net volume 146 litres.
No-frost technology with fast freezing.
Temperature adjustable from -16 °C to -24 °C.
4-star freezer compartment.
Freezing capacity 16 kg/24 h.
Storage time after a malfunction 17 h.
2 fully extendable drawers.
Interior lighting with 2 spots.

Ice maker

Integrated in the freezer compartment, with fixed inlet water connection.
Can be switched off.
Ice cube production approx. 1.7 kg/24 h.
Removable ice storage container with approx. 3 kg capacity.

Consumption data

Energy efficiency class A+ at a range of energy efficiency classes from A+++ to D.
Energy consumption 423 kwh/year.
Noise level 42 dB (re 1 pW).

Planning notes

Flat hinge.
Door opening angle of 115°, fixable at 90°.
Max. door panel weight:
Each door 57 kg.
Drawer 10 kg.

Characteristics

Built-in / Free-standing
Built-in
Number of compressors
2
Number of independent cooling systems
2
Width of the product (mm)
908
Height (mm)
2125
Depth of the product
608
Net weight (kg)
220.526
Required niche size for installation (HxWxD)
2134.0 x 914.0 x 610
Door panel options
Not possible
Door hinge
left and right
Number of Adjustable Shelves in fridge compartment
2
Shelves for Bottles
No
Frost free system
Full
Interior ventilator
Yes
Reversible Door Hinge
No
Length electrical supply cord (cm)
300
Noise level (dB)
42
Multi-Flow Air Tower
Yes
Fast cooling switch
Yes
Fast freezing switch
Yes
Carbon Air Filter
No
Temperature Controlled Drawer
No
Humidity Control Drawer
No
Number of Door Bins - Refrigerator
4
Door bin adjustability - Refrigerator
No
Tilt-out door bins in fridge
Yes
Number of Gallon storage
2
No. of shelves in fridge
3
Number of shelves - Freezer
Shelf Adjustability - Freezer
No
Capacity of Water Tank [l]

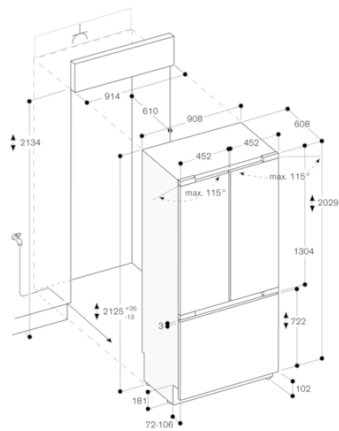
Consumption and connection features
Connection Rating (W)
574
Current (A)
10
Voltage (V)
220-240
Frequency (Hz)
50
Energy consumption (kWh)
Freezing capacity (kg)
Storage Period in Event of Power Failure (h)
17
Approval certificates
CE, KEMA, VDE
Universal Product Code
825225956150
Color / Material body
Colour.Material door
Door panel options
Not possible
Noise level (dB)
42
Total annual energy consumption (kWh)
Energy Star Qualified
No

Shut-off valve for water connection must be planned next to the appliance and always be accessible.
If the water pressure exceeds 0.8 MPa (8 bar), connect pressure relief valve between water tap and hose set.

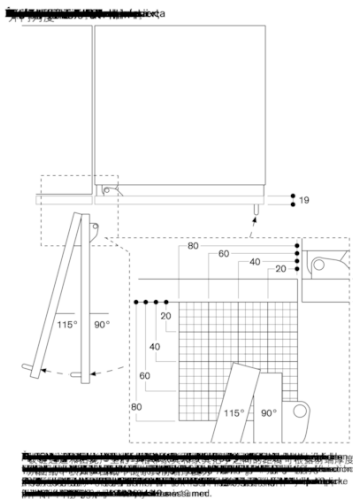
Connection

Total connected load 0.574 kW.
Connecting cable 3.0 m, pluggable.
Water inlet.
Supply hose 3.0 m with 3/4 " connection.
Water pressure 2 to 8 bar.

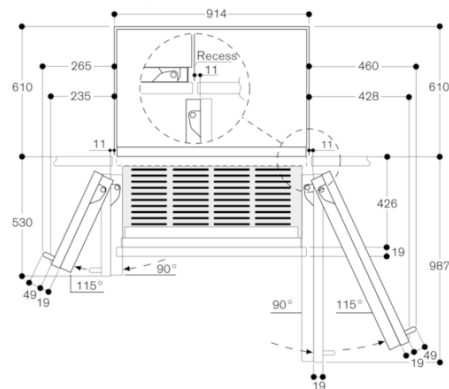
RY492301
Vario fridge-freezer combination 400 series
with fresh cooling
fully integrated
Niche width 91.4 cm, Niche height 213.4 cm
With two doors
2019-04-29
Page 2



The maximum door panel dimensions are based on a clearance of 3 mm.

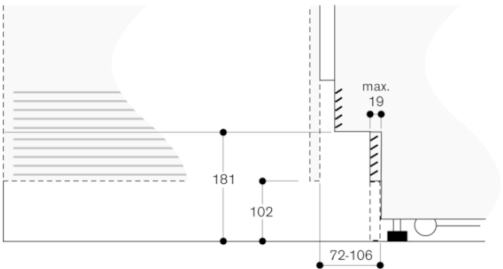


Wall clearance RB 492/RY 492



In the drawing, a unit front thickness of 19 mm and a Gaggenau unit handle of 49 mm were taken as a basis.

Base detail



Based on the standard height of the appliance, the height of the plinth is 102 mm. Maximum thickness of the plinth is 19 mm.