



VG295150CA

Included accessories

1 x wok attachment ring

Optional accessories

WP400001:

Wok pan

Gas cooktop 200 series
36", Liquid gas 27.5 mbar

VG295150CA

Control panel for comfortable and secure operation

Mechanical power level regulation for 9 power levels, with exact setting and reproduction of flame size

Multi-ring burner of solid, heat-resistant brass as used in professional kitchen

Solid smooth-surface cast iron pan supports
Up to 17 kW on 5 burners

Cooking zones

1 multi-ring wok burner (300 W – 5000 W), suitable for pots up to max. ø 32 cm.

2 two-ring high output burners (170 W – 4000 W), suitable for pots up to max. ø 28 cm.

2 two-ring standard burners (170 W – 2000 W), suitable for pots up to max. ø 24 cm.

Handling

Control knobs with illuminated ring.

Integrated control panel.

One-handed operation.

Electric ignition.

Features

Three-part cast iron pan support with flat, continuous pot surface.

Brass burner rings.

Safety

Thermoelectric safety pilot.

Residual heat indication.

Operation indicator.

Planning notes

No intermediate shelf required.

Appliance can be snapped into the worktop from above.

Rear panel and wall trims must be heat-resistant and consist of a non-flammable material.

Installation in a 90 cm wide lower cabinet is required.

A minimum lateral clearance of at least 300 mm from adjacent heat-sensitive furniture or contact surfaces must be observed or thermal insulation fitted.

With a total connected load of more than 11 kW local regulations concerning room ventilation, room size and combination of extraction or recirculation hoods must be observed.

The minimum distance between the cooktop surface and a cabinet above, out of combustible material, needs to be 76 cm.

The minimum distance to a ventilation above is shown at the planning hints for the individual ventilation product.

Appliance weight: approx. 29 kg.

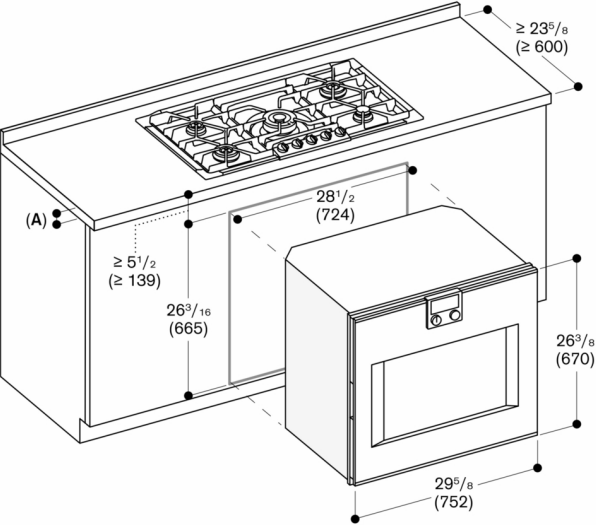
Connection

Total connected load gas 17.0 KW.

Total connected load electric 10 W.

Connecting cable 1.5 m with plug.

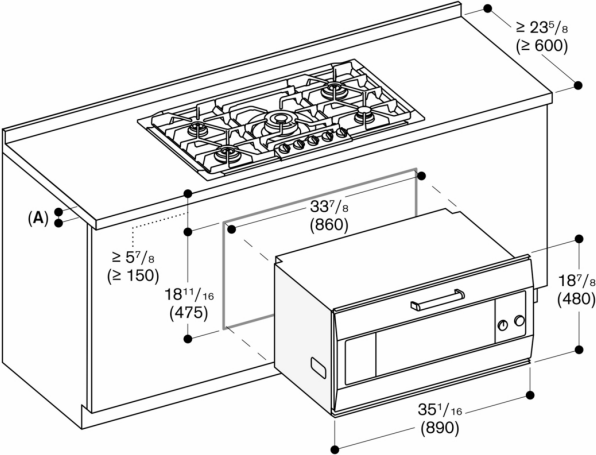
Combination of VG 295 with BO 480



A: Min. worktop thickness $\frac{3}{4}$ " (20 mm) for surface-mounted installation

Measurements in inches (mm)

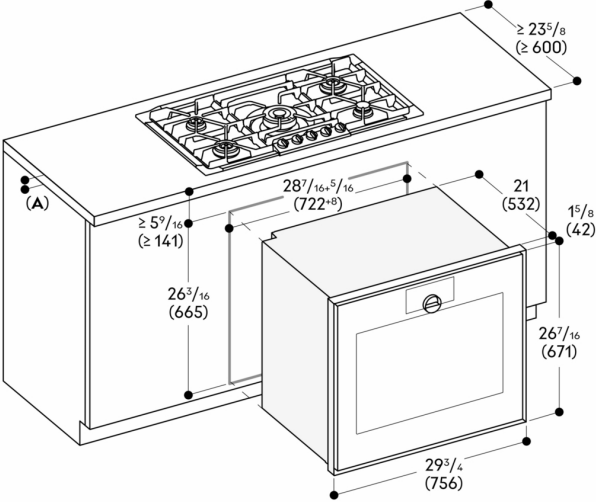
Combination of VG 295 with EB 333



A: Min. worktop thickness $\frac{3}{4}$ " (20 mm) for surface-mounted installation

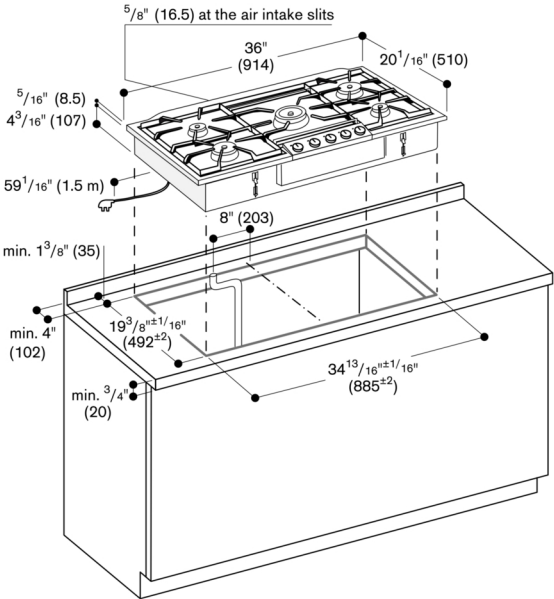
Measurements in inches (mm)

Combination of GO 48X with VG 295



A: Min. worktop thickness $\frac{3}{4}$ " (20 mm) for surface mounted installation

Measurements in inches (mm)



Minimum distance from the appliance cut-out to the side wall $11\frac{13}{16}$ (306 mm).

Gas connection

