

**WM260165**



**WMZ2381:**

Extension for cold water inlet /Aquastop

**WMZPW20W:**

Platform with pull-out, washer, cubic

## Washing machine 200 series

10 kg, 1600 rpm

**WM260165**

Intelligent dosage system iDos for liquid detergent and softener for a perfect washing result

10 kg drum with interior lighting

Top-up function

Dynamic Wash System: innovative washing technology for increased cleaning performance  
Combines perfectly with dryer WT 260 165

### Handling

Automatic programmes: Perfect washing results at the touch of a button.

Illuminated rotary knob with integrated On-Off switch.

Large touch display with clear text and symbols.

Loading indicator with dosage recommendation.

Programme sequence and remaining time display.

Time delay up to 24 hours.

Multiple signal tones.

### Technical features

Aqua sensor.

Aqua stop.

Flow-through sensor.

Anti-stain automatic.

Continuous automatic load adjustment.

Foam detection system.

Spin speed selection from 400 to 1600 rpm.

Top-up function.

Dynamic Wash System technology for increased cleaning performance.

Automatic stabilisation.

Anti-crease system.

Child lock.

### Selected digital services (Gaggenau Home Connect)

Smart Energy Management.

Smart Dry (Washing machine automatically selects correct dryer program).

Remote control and monitoring.

### Programmes

Eco 40-60.

Cottons.

Eco Cottons.

Easy Care.

Quick/Mix.

Delicates/Silk.

Steam Assist.

Automatic.

Super 15/30.

Hygiene.

Wool.

Spin/Drain.

Rinse.

App Programmes: Automatic Soft, Shirts/Blouses, Dark Wash, Duvet, Sports, Drum Clean with reminder.

Options: Remote-Start, Mini Load, Favourite, Speed Perfect, Rinse Plus, Steam, Water Plus, Prewash, Stains.

### Features

iDos for fully automatic dosing of liquid detergent and softener.

Volume capacity from 1 to 10 kg.

Drum interior lighting.

Powder detergent drawer with automatic cleaning mode after every wash cycle.

Stainless steel drum with wave structure.

Innovative BLDC motor technology for more performance, higher durability as well as less energy consumption and noise.

### Consumption data

Energy efficiency class A at a range of energy efficiency classes from A to G.

Energy consumption 51 kWh per 100 cycles.

### Planning notes

Left-hinged.

Large porthole with 188 ° opening angle.

Height-adjustable feet.

Height for slide-under installation: 85 cm.

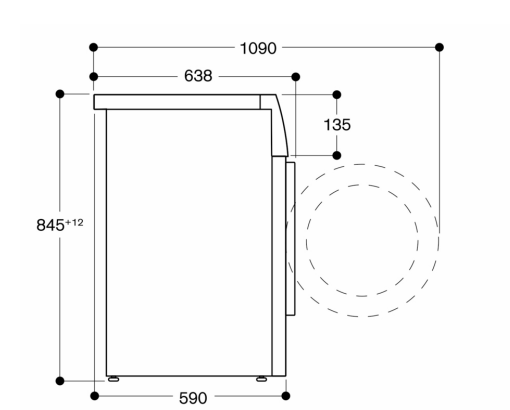
Stackable under dryer WT 260 165 in combination with special accessory. With pull-out shelf WZ27500.

### Connection

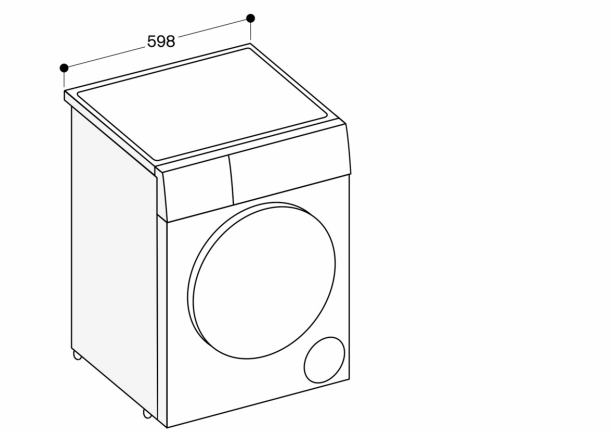
Total connected load 2.3 KW.

Connection cable 1.60 m with plug.

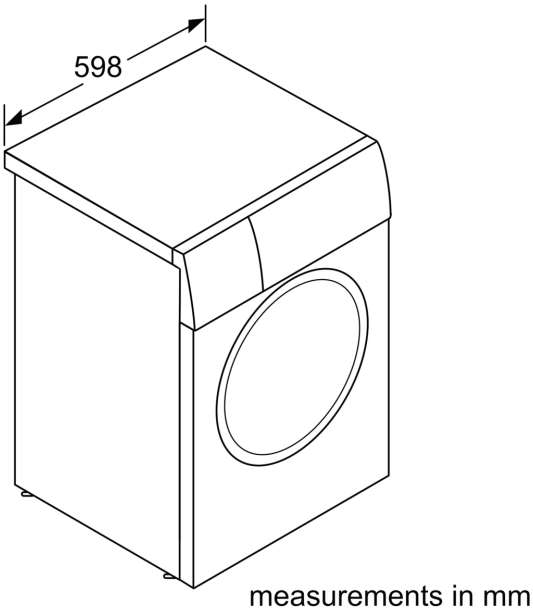
Water connection with 3/4" screw joint.



Measurements in mm



Measurements in mm



measurements in mm