



WS482710

Optional accessories

installation accessories

warming drawer 400 series
stainless steel-backed glass front
WS482710

Handleless drawer.
Bright interior light
Cushioned closing system.
Hygienic stainless steel interior with glass bottom.
4 power levels in the temperature range 40 °C to 80 °C (glass surface)
Also for preparing and cooking meals, and for keeping meals warm

Heating methods

Defrosting of meals/proving of yeast dough.
Preheating of small beverage containers/cups.
Keeping meals warm/slow cooking meals.
Warming cookware/plates.

Handling

Rotary knob operation.
Recessed grip at the front bottom of the drawer.

Features

Net volume 1.3 cu. ft.
Volume capacity: Dinner service for 10 people including ø 9.5 " plates and soup bowls, additional bowls and a serving dish depending on size.
Max. load 55 lbs.
Usable interior dimensions
W23 7/8 " x H 5 3/16 " x D 18 7/8 ".
Heating under glass bottom for easy cleaning.
Fan for even heat distribution for fast warming ovenware.
Status indicator, visible in the glass front.
Glass bottom made of safety glass.

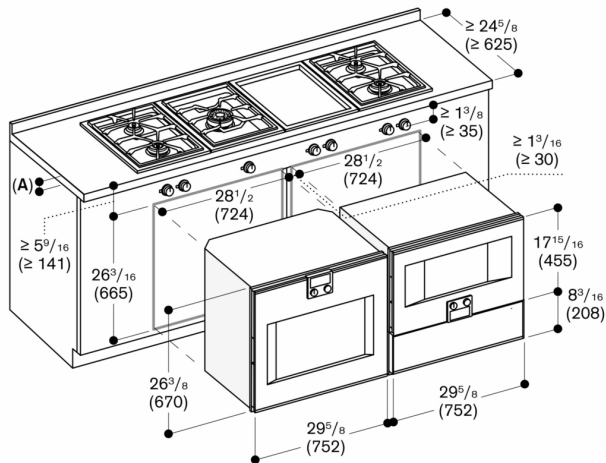
Planning notes

The panel surface of the appliance extends 1 7/8 " (47 mm) from the furniture cavity.
Installation of BO/BS above WS with dimensionally stable intermediate shelf.
Installation of BS above WS in 26 3/16 " niche with intermediate shelf (gap of 5/16 " between WS and BS).
The socket can be planned behind the appliance.

Connection

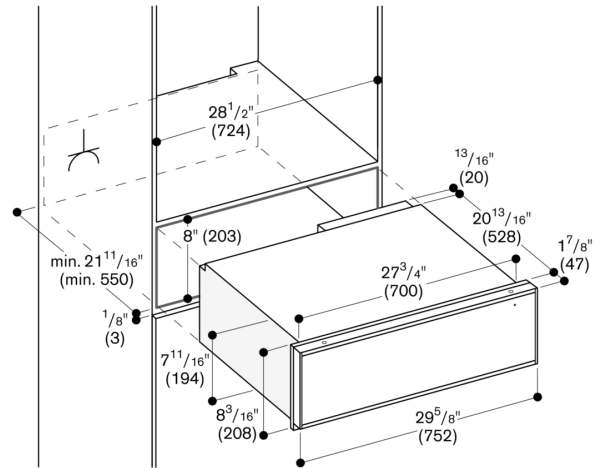
Total connected load 0.81 KW.
Total Amps: 10 A.
120 V / 60 Hz.
Connection cable 71 ", with plug.

Combination of VG 415 / VP 414 / 2x VG 425 with BO 480 / BM 484 / WS 482

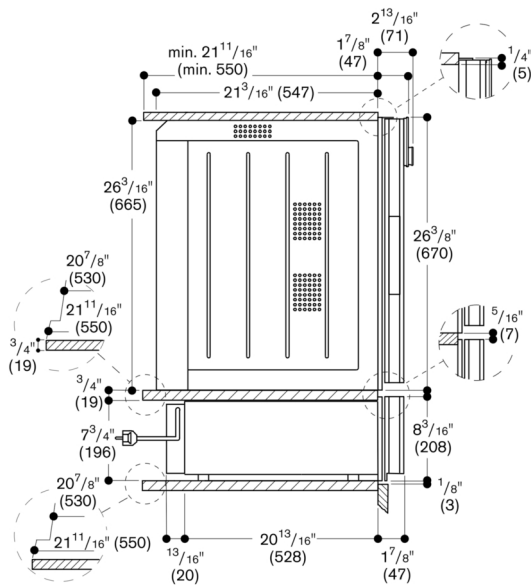


A: Min. worktop thickness $\frac{3}{4}$ " (20 mm) for surface-mounted installation, $1\frac{3}{16}$ " (30 mm) for flush installation

Measurements in inches (mm)



Side view of WS 482 below BO 480



Side view of WS 482 under BS 484/485

